

STOOLS





EFFECTIVE APRIL 1, 2023

Gr A Gr B Gr C Gr D Gr E Gr F Gr G Gr H

JUXTA Design E00S

Available with PA00 Polished Aluminum or PC23 Dark Gray base. For tablet models, tablet arm matches base. Tablet surface is black urethane at no upcharge, Standard Laminate (\$300 upcharge) or Matte Laminate (\$345 upcharge). For softwheel casters, specify SOF add \$58.

For all other construction details, color, finish and stain choices see [page 6](#) or www.keilhauerpricelist.com. Keilhauer prices include freight. Please refer to [Freight](#) on page 4 or www.keilhauerpricelist.com for further details.

	in.	W 29.25 D 29.25 H 16.5 SH 16.5										
	COM	1360	Fabric	1475	1490	1508	1570	1618	1655	1680	1717	1 Yds.
	COL	1496	Leather	1887	1989	2159						17 Sq. Ft.
44140	Stool with 4-star swivel base, glides											
	in.	W 28.5 D 28.5 H 17.25 SH 17.25										
	COM	1395	Fabric	1510	1525	1543	1605	1653	1690	1715	1752	1 Yds.
	COL	1535	Leather	1926	2028	2198						17 Sq. Ft.
44150	Stool with 5-star base, casters											
	in.	W 40 D 29.25 H 25 SH 16.5										
	COM	1865	Fabric	1980	1995	2013	2075	2123	2160	2185	2222	1 Yds.
	COL	2052	Leather	2443	2545	2715						17 Sq. Ft.
44141	Stool with 4-star swivel base with tablet, glides											
	in.	W 40 D 28.5 H 25.75 SH 17.25										
	COM	1900	Fabric	2015	2030	2048	2110	2158	2195	2220	2257	1 Yds.
	COL	2090	Leather	2481	2583	2753						17 Sq. Ft.
44151	Stool with 5-star base with tablet, casters											

To Order Specify

Product Name
Product Number
Upholstery
Base Finish
Quantity
End User

44
Juxta

1
Stool

40
4-star Swivel Base, Glides

41
4-star Swivel Base, with Tablet, Glides

50
5-star Base, Casters

51
5-star Base with Tablet, Casters

PA00
Polished Aluminum
PC23
Dark Gray

LAM
Laminate Tablet

Standard Laminates - \$300 Upcharge
LAM11 - Manitoba Maple*
LAM12 - Monticello Maple
LAM13 - Fonthill Pear
LAM17 - Xanadu
LAM18 - Studio Teak
LAM22 - Walnut Heights
LAM31 - Designer White*
LAM32 - Antique White*
LAM33 - Alabaster
LAM34 - Haze
LAM35 - Slate Gray*
LAM36 - Dove Gray*
LAM37 - North Sea*
LAM39 - Crisp Linen
LAM41 - Cosmic Strandz
LAM42 - Vapor Strandz
LAM909 - Black
LAM84 - Biltmore Cherry*
LAM85 - Hampton Walnut*
LAM86 - Montana Walnut*
LAM87 - Cafetele*
LAM89 - Empire Mahogany*
* Matte Finish

Matte Laminates - \$345 Upcharge
LAM61 - Bianco Kos
LAM62 - Bianco Malé
LAM63 - Grigio Efeso
LAM66 - Castoro Ottawa
LAM67 - Grigio Londra**
LAM68 - Grigio Bromo
LAM70 - Nero Ingo
LAM73 - Bronzo Doha
LAM74 - Piombo Doha
** Black Edge Band Only

* Tablet is LSMC - Straight laminate edge with corresponding laminate edge band

* Tablet is LSC - straight laminate edge with corresponding laminate edge band

STOOLS

EFFECTIVE APRIL 1, 2023









JUXTA

Design E00S

4-star swivel base and 5-star base stools available in PA00 Polished Aluminum or PC23 Dark Gray. 4-leg stools available in PC00 Nickel, PC01 Onyx, PC05 Shale, PC23 Dark Gray, PC24 Warm Gray, PC25 White, PC27 Bronze, or chrome (for chrome add \$30). For softwheel casters, specify SOF add \$58.

For all other construction details, color, finish and stain choices see [page 6](#) or www.keilhauerpricelist.com.


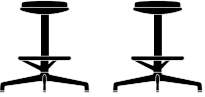

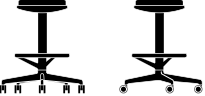
Keilhauer prices include freight. Please refer to [Freight](#) on page 4 or www.keilhauerpricelist.com for further details.

				Gr A	Gr B	Gr C	Gr D	Gr E	Gr F	Gr G	Gr H		
	in.	W 18.5 D 20 H 35.5 SH 25											
		COM	1845	Fabric	1989	2008	2030	2108	2168	2214	2245	2292	1.25 Yds.
		COL	2030	Leather	2519	2647	2859						21.25 Sq. Ft.
	46612	Low back armless, 4-leg counter stool											
	in.	W 18.5 D 20 H 40.5 SH 30											
		COM	1900	Fabric	2044	2063	2085	2163	2223	2269	2300	2347	1.25 Yds.
		COL	2090	Leather	2579	2707	2919						21.25 Sq. Ft.
	46613	Low back armless, 4-leg bar stool											
	in.	W 29.25 D 29.25 H 35.5 SH 25											
		COM	2250	Fabric	2394	2413	2435	2513	2573	2619	2650	2697	1.25 Yds.
		COL	2475	Leather	2964	3092	3304						21.25 Sq. Ft.
	46642	Low back armless, 4-star swivel counter stool with ring, glides											
	in.	W 29.25 D 29.25 H 40.5 SH 30											
		COM	2295	Fabric	2439	2458	2480	2558	2618	2664	2695	2742	1.25 Yds.
		COL	2525	Leather	3014	3142	3354						21.25 Sq. Ft.
	46643	Low back armless, 4-star swivel bar stool with ring, glides											
	in.	W 28.5 D 28.5 H 35.5 SH 25											
		COM	2260	Fabric	2404	2423	2445	2523	2583	2629	2660	2707	1.25 Yds.
		COL	2486	Leather	2975	3103	3315						21.25 Sq. Ft.
	46652	Low back armless, 5-star counter stool with ring, casters											
	in.	W 28.5 D 28.5 H 40.5 SH 30											
		COM	2305	Fabric	2449	2468	2490	2568	2628	2674	2705	2752	1.25 Yds.
		COL	2536	Leather	3025	3153	3365						21.25 Sq. Ft.
	46653	Low back armless, 5-star bar stool with ring, casters											
	in.	W 20.25 D 20.25 H 25 SH 25											
		COM	1240	Fabric	1327	1338	1351	1398	1434	1462	1480	1508	0.75 Yds.
		COL	1364	Leather	1658	1734	1862						12.75 Sq. Ft.
	46712	4-leg counter stool											
	in.	W 20.25 D 20.25 H 30 SH 30											
		COM	1265	Fabric	1352	1363	1376	1423	1459	1487	1505	1533	0.75 Yds.
		COL	1392	Leather	1686	1762	1890						12.75 Sq. Ft.
	46713	4-leg bar stool											

STOOLS

EFFECTIVE APRIL 1, 2023

JUXTA Design E00S

				Gr A	Gr B	Gr C	Gr D	Gr E	Gr F	Gr G	Gr H	
	in.	W 29.25 D 29.25 H 25 SH 25										
	COM	1700	Fabric	1787	1798	1811	1858	1894	1922	1940	1968	0.75 Yds.
	COL	1870	Leather	2164	2240	2368						12.75 Sq. Ft.
	46742	4-star swivel counter stool with ring, glides										
	in.	W 29.25 D 29.25 H 30 SH 30										
	COM	1735	Fabric	1822	1833	1846	1893	1929	1957	1975	2003	0.75 Yds.
	COL	1909	Leather	2203	2279	2407						12.75 Sq. Ft.
	46743	4-star swivel bar stool with ring, glides										
	in.	W 28.5 D 28.5 H 25 SH 25										
	COM	1725	Fabric	1812	1823	1836	1883	1919	1947	1965	1993	0.75 Yds.
	COL	1898	Leather	2192	2268	2396						12.75 Sq. Ft.
	46752	5-star counter stool with ring, casters										
	in.	W 28.5 D 28.5 H 30 SH 30										
	COM	1755	Fabric	1842	1853	1866	1913	1949	1977	1995	2023	0.75 Yds.
	COL	1931	Leather	2225	2301	2429						12.75 Sq. Ft.
	46753	5-star bar stool with ring, casters										

To Order Specify

Product Name
Product Number
Upholstery
Base Finish
Quantity
End User

46

Juxta

Chair Style

Chair Style

Base

Base

Base Finishes

Base Finishes

Base Finishes (4-leg)

Base Finishes (4-leg)

6

Low Back
Armless Stool

12

4-leg Counter Stool

43

4-star Swivel
Bar Stool with
Ring, Glides

PA00 - Polished Aluminum
PC23 - Dark Gray

PC00 - Nickel
PC01 - Onyx
PC05 - Shale
PC23 - Dark Gray
PC24 - Warm Gray
PC25 - White
PC27 - Bronze
Chrome (add \$30)

7

Stool

13

4-leg Bar Stool

52

5-star Counter
Stool with
Ring, Casters

42

4-star Swivel
Counter Stool with
Ring, Glides

53

5-star Bar
Stool with
Ring, Casters

SIDE CHAIRS

EFFECTIVE APRIL 1, 2023

Gr A Gr B Gr C Gr D Gr E Gr F Gr G Gr H

JUXTA Design E00S

Base available in powder coat or chrome (for chrome add \$30).
 For all other construction details, color, finish and stain choices see [page 6](#) or www.keilhauerpricelist.com.
 Keilhauer prices include freight. Please refer to [Freight](#) on page 4 or www.keilhauerpricelist.com for further details.



in.

W 22.5 D 24.25 H 33.5 SH 18.5

COM	1720	Fabric	1893	1915	1942	2035	2107	2163	2200	2256	1.5 Yds.
COL	1892	Leather	2479	2632	2887						25.5 Sq. Ft.

43211

Side chair, 4-leg base

To Order Specify

Product Name
 Product Number
 Upholstery
 Base Finish
 Quantity
 End User



Base Finish










PC00 - Nickel
 PC01 - Onyx
 PC05 - Shale
 PC23 - Dark Gray
 PC24 - Warm Gray
 PC25 - White
 PC27 - Bronze
 Chrome - Add \$30

LOUNGE SEATING

EFFECTIVE APRIL 1, 2023

JUXTA Design E00S











4-star swivel base and 5-star base chairs available in PA00 Polished Aluminum or PC23 Dark Gray. 4-leg or sled base chairs available in PC00 Nickel, PC01 Onyx, PC05 Shale, PC23 Dark Gray, PC24 Warm Gray, PC25 White, PC27 Bronze or chrome (for chrome add \$30). Memory return available on models 45240, 45340, 45440, 45540 for \$100 upcharge. For tablet models, tablet arm matches base. Tablet surface is black urethane at no upcharge, Standard Laminate (\$300 upcharge), or Matte Laminate (\$345 upcharge). For softwheel casters, specify SOF add \$58. Models 45230, 45330, 45430, and 45530 ship standard with regular (carpet) glides unless specified otherwise.
For all other construction details, color, finish and stain choices see [page 6](#) or www.keilhauerpricelist.com.
Keilhauer prices include freight. Please refer to [Freight](#) on page 4 or www.keilhauerpricelist.com for further details.

				Gr A	Gr B	Gr C	Gr D	Gr E	Gr F	Gr G	Gr H		
	in.	W 24.5 D 27.75 H 33 SH 16.5											
		COM	1930	Fabric	2132	2158	2189	2298	2382	2447	2490	2555	1.75 Yds.
		COL	2123	Leather	2808	2986	3284						29.75 Sq. Ft.
		45220	Low back armless, 4-leg, lounge height										
	in.	W 24.5 D 27.75 H 33 SH 16.5											
		COM	2040	Fabric	2242	2268	2299	2408	2492	2557	2600	2665	1.75 Yds.
		COL	2244	Leather	2929	3107	3405						29.75 Sq. Ft.
		45230	Low back armless, sled base										
	in.	W 29.25 D 30 H 33 SH 16.5											
		COM	2390	Fabric	2592	2618	2649	2758	2842	2907	2950	3015	1.75 Yds.
		COL	2629	Leather	3314	3492	3790						29.75 Sq. Ft.
		45240	Low back armless, 4-star swivel base, glides										
	in.	W 39 D 30 H 33 SH 16.5											
		COM	2780	Fabric	2982	3008	3039	3148	3232	3297	3340	3405	1.75 Yds.
		COL	3058	Leather	3743	3921	4219						29.75 Sq. Ft.
		45241	Low back armless, 4-star swivel base with tablet										
	in.	W 28.5 D 30 H 33.75 SH 17.25											
		COM	2420	Fabric	2622	2648	2679	2788	2872	2937	2980	3045	1.75 Yds.
		COL	2662	Leather	3347	3525	3823						29.75 Sq. Ft.
		45250	Low back armless, 5-star base, casters										
	in.	W 39 D 30 H 33.75 SH 17.25											
		COM	2800	Fabric	3002	3028	3059	3168	3252	3317	3360	3425	1.75 Yds.
		COL	3080	Leather	3765	3943	4241						29.75 Sq. Ft.
		45251	Low back armless, 5-star base with tablet										
	in.	W 31.5 D 25.75 H 28.25 SH 16.5 AH 26.75											
		COM	2170	Fabric	2400	2430	2466	2590	2686	2760	2810	2884	2 Yds.
		COL	2387	Leather	3169	3373	3713						34 Sq. Ft.
		45320	Low back w/arms, 4-leg, lounge height										
	in.	W 31.5 D 25.75 H 28.25 SH 16.5 AH 26.75											
		COM	2280	Fabric	2510	2540	2576	2700	2796	2870	2920	2994	2 Yds.
		COL	2508	Leather	3290	3494	3834						34 Sq. Ft.
		45330	Low back w/arms, sled base										
	in.	W 31.5 D 29.25 H 28.25 SH 16.5 AH 26.75											
		COM	2630	Fabric	2860	2890	2926	3050	3146	3220	3270	3344	2 Yds.
		COL	2893	Leather	3675	3879	4219						34 Sq. Ft.
		45340	Low back w/arms, 4-star swivel base, glides										

LOUNGE SEATING

EFFECTIVE APRIL 1, 2023






JUXTA
CONTINUED

			Gr A	Gr B	Gr C	Gr D	Gr E	Gr F	Gr G	Gr H				
	45341	in.	W 39 D 29.25 H 28.25 SH 16.5 AH 26.75											
		COM	3020	Fabric	3250	3280	3316	3440	3536	3610	3660	3734	2	Yds.
		COL	3322	Leather	4104	4308	4648						34	Sq. Ft.
		Low back w/arms, 4-star swivel base with tablet												
	45350	in.	W 31.5 D 28.5 H 29 SH 17.25 AH 27.5											
		COM	2660	Fabric	2890	2920	2956	3080	3176	3250	3300	3374	2	Yds.
		COL	2926	Leather	3708	3912	4252						34	Sq. Ft.
		Low back w/arms, 5-star base, casters												
	45351	in.	W 39 D 28.5 H 29 SH 17.25 AH 27.5											
		COM	3050	Fabric	3280	3310	3346	3470	3566	3640	3690	3764	2	Yds.
		COL	3355	Leather	4137	4341	4681						34	Sq. Ft.
		Low back w/arms, 5-star base with tablet												
	45420	in.	W 24.75 D 29.25 H 40 SH 16.75											
		COM	2270	Fabric	2529	2563	2603	2743	2851	2934	2990	3074	2.25	Yds.
		COL	2497	Leather	3377	3607	3989						38.25	Sq. Ft.
		High back armless, 4-leg, lounge height												
	45430	in.	W 24.75 D 29.25 H 40 SH 16.75											
		COM	2380	Fabric	2639	2673	2713	2853	2961	3044	3100	3184	2.25	Yds.
		COL	2618	Leather	3498	3728	4110						38.25	Sq. Ft.
		High back armless, sled base												
	45440	in.	W 29.25 D 30.5 H 41.25 SH 16.5											
		COM	2730	Fabric	2989	3023	3063	3203	3311	3394	3450	3534	2.25	Yds.
		COL	3003	Leather	3883	4113	4495						38.25	Sq. Ft.
		High back armless, 4-star swivel base, glides												
	45441	in.	W 39 D 30.5 H 41.25 SH 16.5											
		COM	3120	Fabric	3379	3413	3453	3593	3701	3784	3840	3924	2.25	Yds.
		COL	3432	Leather	4312	4542	4924						38.25	Sq. Ft.
		High back armless, 4-star swivel base with tablet												
	45450	in.	W 28.5 D 30.5 H 42 SH 17.25											
		COM	2760	Fabric	3019	3053	3093	3233	3341	3424	3480	3564	2.25	Yds.
		COL	3036	Leather	3916	4146	4528						38.25	Sq. Ft.
		High back armless, 5-star base, casters												
	45451	in.	W 39 D 30.5 H 42 SH 17.25											
		COM	3150	Fabric	3409	3443	3483	3623	3731	3814	3870	3954	2.25	Yds.
		COL	3465	Leather	4345	4575	4957						38.25	Sq. Ft.
		High back armless, 5-star base with tablet												
	45520	in.	W 28.25 D 29.25 H 39.75 SH 16.75 AH 22.5											
		COM	2520	Fabric	2779	2813	2853	2993	3101	3184	3240	3324	2.25	Yds.
		COL	2772	Leather	3652	3882	4264						38.25	Sq. Ft.
		High back w/arms, 4-leg, lounge height												

LOUNGE SEATING

EFFECTIVE APRIL 1, 2023

JUXTA CONTINUED

			Gr A	Gr B	Gr C	Gr D	Gr E	Gr F	Gr G	Gr H		
	in.	W 28 D 28.5 H 41.25 SH 16.5 AH 22.5										
	COM	2630	Fabric	2889	2923	2963	3103	3211	3294	3350	3434	2.25 Yds.
	COL	2893	Leather	3773	4003	4385						38.25 Sq. Ft.
45530		High back w/arms, sled base										
	in.	W 29.25 D 30.5 H 41.25 SH 16.5 AH 23										
	COM	2980	Fabric	3239	3273	3313	3453	3561	3644	3700	3784	2.25 Yds.
	COL	3278	Leather	4158	4388	4770						38.25 Sq. Ft.
45540		High back w/arms, 4-star swivel base										
	in.	W 39 D 30.5 H 41.25 SH 16.5 AH 23										
	COM	3370	Fabric	3629	3663	3703	3843	3951	4034	4090	4174	2.25 Yds.
	COL	3707	Leather	4587	4817	5199						38.25 Sq. Ft.
45541		High back w/arms, 4-star swivel base with tablet										
	in.	W 28.5 D 30.5 H 42 SH 17.25 AH 24										
	COM	3010	Fabric	3269	3303	3343	3483	3591	3674	3730	3814	2.25 Yds.
	COL	3311	Leather	4191	4421	4803						38.25 Sq. Ft.
45550		High back w/arms, 5-star base										
	in.	W 39 D 30.5 H 42 SH 17.25 AH 24										
	COM	3400	Fabric	3659	3693	3733	3873	3981	4064	4120	4204	2.25 Yds.
	COL	3740	Leather	4620	4850	5232						38.25 Sq. Ft.
45551		High back w/arms, 5-star base with tablet										

To Order Specify

Product Name
Product Number
Upholstery
Base Finish
Glide Option (sled base only)
Quantity
End User

45
Juxta

Chair Style

Base

Base Finishes (4-star swivel & 5 star)

Base Finishes (4-leg & sled)

Laminate Tablet

Sled Base Glide Options

4-star swivel memory return options

2
Low Back Armless

20
4-leg Lounge Height

PA00 - Polished Aluminum
PC23 - Dark Gray

PC00 - Nickel
PC01 - Onyx
PC05 - Shale
PC23 - Dark Gray
PC24 - Warm Gray
PC25 - White
PC27 - Bronze
Chrome (add \$30)

Standard Laminates - \$300
Upcharge
LAM11 - Manitoba Maple*
LAM12 - Monticello Maple
LAM13 - Fonthill Pear
LAM17 - Xanadu
LAM18 - Studio Teak
LAM22 - Walnut Heights
LAM31 - Designer White*
LAM32 - Antique White*
LAM33 - Alabaster
LAM34 - Haze
LAM35 - Slate Gray*
LAM36 - Dove Gray*
LAM37 - North Sea*
LAM39 - Crisp Linen
LAM41 - Cosmic Strandz
LAM42 - Vapor Strandz
LAM909 - Black
LAM84 - Biltmore Cherry*
LAM85 - Hampton Walnut*
LAM86 - Montana Walnut*
LAM87 - Cafelle*
LAM89 - Empire Mahogany*
* Matte Finish

Matte Laminates - \$345
Upcharge
LAM61 - Bianco Kos
LAM62 - Bianco Malé
LAM63 - Grigio Efeso
LAM66 - Castoro Ottawa
LAM67 - Grigio Londra**
LAM68 - Grigio Bromo
LAM70 - Nero Ingo
LAM73 - Bronzo Doha
LAM74 - Piombo Doha
** Black Edge Band Only

Regular Glides (for carpet)

Felt Glides (for hard floors)

Standard - no memory return

MEM - memory return (upcharge \$100)

3
Low Back with Arms

30
Sled Base

4
High Back Armless

40
4-star swivel, Glides

5
High Back with Arms

50
5-star, Casters

41
4-star swivel with Tablet, Glides

51
5-star with Tablet, Casters

*Tablet is LSC - straight laminate edge with corresponding laminate edge band

*Tablet is LSMC - Straight laminate edge with corresponding laminate edge band

BAR AND COUNTER TABLES

EFFECTIVE APRIL 1, 2023

LB/LS
Standard laminate
top, reverse bevel
vinyl edge/straight
laminated edge.

LBM/LSM
Matte laminate
top, reverse bevel
vinyl edge/straight
laminated edge.





VS
Veneer top,
straight veneer
edge

VB
Veneer top,
reverse bevel
solid wood edge

Q
Quartz top,
straight edge

JUXTA Design E00S

Shipped with PA00 Polished Aluminum or PC23 Dark Gray base. All tables available with power supply. For 2 electrical outlets, specify PA2A; add \$900. For 1 electrical outlet and 2 USB (1 port with 2 USB connections), specify PA2B; add \$1100. For all other construction details, color, finish and stain choices see [page 6](#) or www.keilhauerpricelist.com. Keilhauer prices include freight. Please refer to [Freight](#) on page 4 or www.keilhauerpricelist.com for further details.

	in.	W 30 D 30 H 36				
	47134	Square 30", counter height	1715	1985	2165	2440
	in.	W 30 D 30 H 41.75				
	47135	Square 30", bar height	1725	1910	2185	2470
	in.	W 36 D 36 H 36				
	47144	Square 36", counter height	2010	2285	2315	2655
	in.	W 36 D 36 H 41.75				
	47145	Square 36", bar height	2030	2185	2340	2680





To Order Specify

Product Name	<input checked="" type="checkbox"/> 47	<input checked="" type="checkbox"/> 1	<input type="checkbox"/>	<input type="checkbox"/>	<input type="checkbox"/>	<input type="checkbox"/>	<input type="checkbox"/>	<input type="checkbox"/>	<input type="checkbox"/>	
Product Number	Juxta	Square Table	Table Top Size	Table Height	Surface/Edge Options	Wood Veneer Tops	Laminate Tops	Quartz Tops	Power Options (satin aluminum finish)	Base Finish
Surface/Edge Detail			<input checked="" type="checkbox"/> 3	<input checked="" type="checkbox"/> 4	Standard laminate, reverse bevel vinyl edge LS - Standard laminate, straight laminate edge; 2 options available: LSC - Straight laminate edge with corresponding laminate edge band LSP - Straight laminate edge with exposed ply edge band	OKN - Natural Oak OKG - Gray Oak OKB - Black Oak MAN - Natural Maple MAG - Golden Maple WAN - Natural Walnut WAD - Dark Walnut WAM - Mahogany (on Walnut) CHN - Natural Cherry CHM - Medium Cherry CHD - Dark Cherry CUS - Custom stain; add \$250 net flat fee, plus 5% net	Standard Laminates LAM11 - Manitoba Maple* LAM12 - Monticello Maple LAM13 - Fonthill Pear LAM17 - Xanadu LAM18 - Studio Teak LAM22 - Walnut Heights LAM31 - Designer White* LAM32 - Antique White* LAM33 - Alabaster LAM34 - Haze LAM35 - Slate Gray* LAM36 - Dove Gray* LAM37 - North Sea* LAM39 - Crisp Linen LAM41 - Cosmic Strandz LAM42 - Vapor Strandz LAM909 - Black LAM84 - Biltmore Cherry* LAM85 - Hampton Walnut* LAM86 - Montana Walnut* LAM87 - Caffelie* LAM89 - Empire Mahogany* * Matte Finish	BLZ - Blizzard RVN - Raven	\$900: PA2A - 2 power outlets \$1100 PA2B - 1 power & 2 USB (1 port with 2 USB connections)	PA00 - Polished Aluminum PC23 - Dark Gray
Table Top Material/Color			<input type="checkbox"/> 30"	<input type="checkbox"/> 36"						
Power Option										
Base Finish					Matte laminate, reverse bevel vinyl edge LSM - Matte laminate, straight laminate edge; 2 options available: LSMC - Straight laminate edge with corresponding laminate edge band LSMP - Straight laminate edge with exposed ply edge band		Matte Laminates LAM61 - Bianco Kos LAM62 - Bianco Malé LAM63 - Grigio Efeso LAM66 - Castoro Ottawa LAM67 - Grigio Londra * LAM68 - Grigio Bromo LAM70 - Nero Ingo LAM73 - Bronzo Doha LAM74 - Piombo Doha			
Quantity					Veneer, reverse bevel solid wood edge Veneer, straight veneer edge Quartz straight edge					
End User										

* Black Edge Band or Exposed Ply Edge Band Only

BAR AND COUNTER TABLES

EFFECTIVE APRIL 1, 2023

			LB/LS Standard laminate top, reverse bevel vinyl edge/straight laminated edge.	LBM/LSM Matte laminate top, reverse bevel vinyl edge/straight laminated edge.	VS Veneer top, straight veneer edge	VB Veneer top, reverse bevel solid wood edge	Q Quartz top, straight edge
	in.	Diameter 30 H 36					
			1715	1985	2165	2545	5075
47234		Round 30", counter height					
	in.	Diameter 30 H 41.75					
			1725	2000	2185	2570	5085
47235		Round 30", bar height					
	in.	Diameter 36 H 36					
			2010	2185	2315	2755	5755
47244		Round 36", counter height					
	in.	Diameter 36 H 41.75					
			2030	2195	2340	2780	5775
47245		Round 36", bar height					

To Order Specify

Product Name	47	2												
Product Number	Juxta	Round Table												
Surface/Edge Detail														
Table Top Material/Color														
Power Option														
Base Finish														
Quantity														
End User														
			3 30"	4 Counter (N/A Square 48", Round 42 & 48")	5 Bar (N/A Square 48", Round 42 & 48")	Standard laminate, reverse bevel vinyl edge LS - Standard laminate, straight laminate edge; 2 options available: LSC - Straight laminate edge with corresponding laminate edge band LSP - Straight laminate edge with exposed ply edge band	Matte laminate, reverse bevel vinyl edge LSM - Matte laminate, straight laminate edge; 2 options available: LSMC - Straight laminate edge with corresponding laminate edge band LSMP - Straight laminate edge with exposed ply edge band	Veneer, reverse bevel solid wood edge Veneer, straight veneer edge Quartz straight edge	OKN - Natural Oak OKG - Gray Oak OKB - Black Oak MAN - Natural Maple MAG - Golden Maple WAN - Natural Walnut WAD - Dark Walnut WAM - Mahogany (on Walnut) CHN - Natural Cherry CHM - Medium Cherry CHD - Dark Cherry CUS - Custom stain; add \$250 net flat fee, plus 5% net	Standard Laminates LAM11 - Manitoba Maple* LAM12 - Monticello Maple LAM13 - Fonthill Pear LAM17 - Xanadu LAM18 - Studio Teak LAM22 - Walnut Heights LAM31 - Designer White* LAM32 - Antique White* LAM33 - Alabaster LAM34 - Haze LAM35 - Slate Gray* LAM36 - Dove Gray* LAM37 - North Sea* LAM39 - Crisp Linen LAM41 - Cosmic Strandz LAM42 - Vapor Strandz LAM909 - Black LAM84 - Biltmore Cherry* LAM85 - Hampton Walnut* LAM86 - Montana Walnut* LAM87 - Cafelle* LAM89 - Empire Mahogany* * Matte Finish	BLZ - Blizzard RVN - Raven \$900; PA2A - 2 power outlets \$1100 PA2B - 1 power & 2 USB (1 port with 2 USB connections)	PA00 - Polished Aluminum PC23 - Dark Gray		
									Matte Laminates LAM61 - Bianco Kos LAM62 - Bianco Malé LAM63 - Grigio Efeso LAM66 - Castoro Ottawa LAM67 - Grigio Londra * LAM68 - Grigio Bromo LAM70 - Nero Ingo LAM73 - Bronzo Doha LAM74 - Piombo Doha					
									* Black Edge Band or Exposed Ply Edge Band Only					

CONFERENCE AND MEETING TABLES

EFFECTIVE APRIL 1, 2023

LB/LS
Standard laminate
top, reverse bevel
vinyl edge/straight
laminated edge.

LBM/LSM
Matte laminate
top, reverse bevel
vinyl edge/straight
laminated edge.




VS
Veneer top,
straight veneer
edge

VB
Veneer top,
reverse bevel
solid wood edge








Q
Quartz top,
straight edge

JUXTA Design E00S

Shipped with PA00 Polished Aluminum or PC23 Dark Gray base. All tables available with power supply. For 2 electrical outlets, specify PA2A; add \$900. For 1 electrical outlet and 2 USB (1 port with 2 USB connections), specify PA2B; add \$1100. For all other construction details, color, finish and stain choices see [page 6](#) or www.keilhauerpricelist.com. Keilhauer prices include freight. Please refer to [Freight](#) on page 4 or www.keilhauerpricelist.com for further details.









	in.	W 30 D 30 H 29				
	47133	Square 30", conference height	1450	1735	1910	2195
	in.	W 36 D 36 H 29				
	47143	Square 36", conference height	1770	1920	2075	2415
	in.	W 48 D 48 H 29				
	47163	Square 48", conference height	2175	2790	2745	3240

To Order Specify

47	1		3						
Product Name Juxta	Product Number Square Table	Table Top Size 30"	Conference Height 36"	Surface/Edge Options 36"	Wood Veneer Tops	Laminate Tops	Quartz Tops	Power Options (satin aluminum finish)	Base Finish
Surface/Edge Detail	Table Top Material/Color	3	3	Standard laminate, reverse bevel vinyl edge LS - Standard laminate, straight laminate edge; 2 options available: LSC - Straight laminate edge with corresponding laminate edge band LSP - Straight laminate edge with exposed ply edge band	OKN - Natural Oak OKG - Gray Oak OKB - Black Oak MAN - Natural Maple MAG - Golden Maple WAN - Natural Walnut WAD - Dark Walnut WAM - Mahogany (on Walnut) CHN - Natural Cherry CHM - Medium Cherry CHD - Dark Cherry CUS - Custom stain; add \$250 net flat fee, plus 5% net	Standard Laminates LAM11 - Manitoba Maple* LAM12 - Monticello Maple LAM13 - Fonthill Pear LAM17 - Xanadu LAM18 - Studio Teak LAM22 - Walnut Heights LAM31 - Designer White* LAM32 - Antique White* LAM33 - Alabaster LAM34 - Haze LAM35 - Slate Gray* LAM36 - Dove Gray* LAM37 - North Sea* LAM39 - Crisp Linen LAM41 - Cosmic Strandz LAM42 - Vapor Strandz LAM909 - Black LAM84 - Biltmore Cherry* LAM85 - Hampton Walnut* LAM86 - Montana Walnut* LAM87 - Cafelle* LAM89 - Empire Mahogany* * Matte Finish	BLZ - Blizzard RVN - Raven	\$900; PA2A - 2 power outlets \$1100 PA2B - 1 power & 2 USB (1 port with 2 USB connections)	PA00 - Polished Aluminum PC23 - Dark Gray
Power Option	Base Finish	4	6	Matte laminate, reverse bevel vinyl edge LSM - Matte laminate, straight laminate edge; 2 options available: LSMC - Straight laminate edge with corresponding laminate edge band LSMP - Straight laminate edge with exposed ply edge band	Veneer, reverse bevel solid wood edge Veneer, straight veneer edge Quartz straight edge	Matte Laminates LAM61 - Bianco Kos LAM62 - Bianco Malé LAM63 - Grigio Efeso LAM66 - Castoro Ottawa LAM67 - Grigio Londra * LAM68 - Grigio Bromo LAM70 - Nero Ingo LAM73 - Bronzo Doha LAM74 - Piombo Doha			
Quantity	End User					* Black Edge Band or Exposed Ply Edge Band Only			

CONFERENCE AND MEETING TABLES

EFFECTIVE APRIL 1, 2023

		LB/LS Standard laminate top, reverse bevel vinyl edge/straight laminated edge.	LBM/LSM Matte laminate top, reverse bevel vinyl edge/straight laminated edge.	VS Veneer top, straight veneer edge	VB Veneer top, reverse bevel solid wood edge	Q Quartz top, straight edge
 	in.	Diameter 30" H 29				
	47233	1450	1735	1910	2295	4820
		Round 30", conference height				
 	in.	Diameter 36" H 29				
	47243	1770	1930	2075	2505	5510
		Round 36", conference height				
 	in.	Diameter 42" H 29				
	47253	1865	2030	2295	2820	7695
		Round 42", conference height				
 	in.	Diameter 48" H 29				
	47263	2175	2440	2745	3325	11705
		Round 48", conference height				

To Order Specify

Product Name	<input type="checkbox"/> 47	<input type="checkbox"/> 2	<input type="checkbox"/>	<input type="checkbox"/> 3	<input type="checkbox"/>	<input type="checkbox"/>	<input type="checkbox"/>	<input type="checkbox"/>	<input type="checkbox"/>	
Product Number	Juxta	Round Table	Table Top Size	Conference Height	Surface/Edge Options	Wood Veneer Tops	Laminate Tops	Quartz Tops	Power Options (satin aluminum finish)	Base Finish
Surface/Edge Detail			<input type="checkbox"/> 3 30"		Standard laminate, reverse bevel vinyl edge LS - Standard laminate, straight laminate edge; 2 options available: LSC - Straight laminate edge with corresponding laminate edge band LSP - Straight laminate edge with exposed ply edge band	OKN - Natural Oak OKG - Gray Oak OKB - Black Oak MAN - Natural Maple MAG - Golden Maple WAN - Natural Walnut WAD - Dark Walnut WAM - Mahogany (on Walnut) CHN - Natural Cherry CHM - Medium Cherry CHD - Dark Cherry CUS - Custom stain; add \$250 net flat fee, plus 5% net	Standard Laminates LAM11 - Manitoba Maple* LAM12 - Monticello Maple LAM13 - Fonthill Pear LAM17 - Xanadu LAM18 - Studio Teak LAM22 - Walnut Heights LAM31 - Designer White* LAM32 - Antique White* LAM33 - Alabaster LAM34 - Haze LAM35 - Slate Gray* LAM36 - Dove Gray* LAM37 - North Sea* LAM39 - Crisp Linen LAM41 - Cosmic Strandz LAM42 - Vapor Strandz LAM909 - Black LAM84 - Biltmore Cherry* LAM85 - Hampton Walnut* LAM86 - Montana Walnut* LAM87 - Cafelle* LAM89 - Empire Mahogany* * Matte Finish	BLZ - Blizzard RVN - Raven	\$900: PA2A - 2 power outlets \$1100 PA2B - 1 power & 2 USB (1 port with 2 USB connections)	PA00 - Polished Aluminum PC23 - Dark Gray
Table Top Material/Color			<input type="checkbox"/> 4 36"		Matte laminate, reverse bevel vinyl edge LSM - Matte laminate, straight laminate edge; 2 options available: LSMC - Straight laminate edge with corresponding laminate edge band LSMP - Straight laminate edge with exposed ply edge band		Matte Laminates LAM61 - Bianco Kos LAM62 - Bianco Malé LAM63 - Grigio Efeso LAM66 - Castoro Ottawa LAM67 - Grigio Londra * LAM68 - Grigio Bromo LAM70 - Nero Ingo LAM73 - Bronzo Doha LAM74 - Piombo Doha			
Power Option			<input type="checkbox"/> 5 42" (Round top only)		Veneer, reverse bevel solid wood edge Veneer, straight veneer edge Quartz straight edge					
Base Finish			<input type="checkbox"/> 6 48"							
Quantity										
End User										

CONFERENCE AND MEETING TABLES

EFFECTIVE APRIL 1, 2023

JUXTA
CONTINUED

















LB/LS
Standard laminate
top, reverse bevel
vinyl edge/straight
laminated edge.

LBM/LSM
Matte laminate
top, reverse bevel
vinyl edge/straight
laminated edge.

VS
Veneer top,
straight veneer
edge

VB
Veneer top,
reverse bevel
solid wood edge

Q
Quartz top,
straight edge

	in.	W 60 D 36 H 29				
			3985	4570	4280	5470
	47433	Rectangle 36" x 60", conference height				10850
	in.	W 66 D 36 H 29				
			4170	4810	4470	5775
	47443	Rectangle 36" x 66", conference height				11605
	in.	W 72 D 36 H 29				
			4370	5115	4700	6140
	47453	Rectangle 36" x 72", conference height				12365
	in.	W 78 D 36 H 29				
			4665	5415	4950	6480
	47463	Rectangle 36" x 78", conference height				12660
	in.	W 84 D 36 H 29				
			4840	5720	5235	6875
	47473	Rectangle 36" x 84", conference height				14540
	in.	W 72 D 42 H 29				
			4785	5665	5185	6830
	47553	Rectangle 42" x 72", conference height				13780
	in.	W 78 D 42 H 29				
			5040	5995	5435	7225
	47563	Rectangle 42" x 78", conference height				14680
	in.	W 84 D 42 H 29				
			5235	6115	5645	7565
	47573	Rectangle 42" x 84", conference height				15505

To Order Specify

Product Name	<input type="checkbox"/> 47	<input type="checkbox"/>	<input type="checkbox"/>	<input type="checkbox"/> 3	<input type="checkbox"/>	<input type="checkbox"/>	<input type="checkbox"/>	<input type="checkbox"/>
Product Number	Juxta	Table Depth	Table Width	Conference Height	Surface/Edge Options	Wood Veneer Tops	Laminate Tops	Quartz Tops
Surface/Edge Detail		<input type="checkbox"/> 4	<input type="checkbox"/> 3		Standard laminate, reverse bevel vinyl edge	OKN - Natural Oak	Standard Laminates	Matte Laminates
Table Top Material/Color		<input type="checkbox"/> 5	<input type="checkbox"/> 4		LS - Standard laminate, straight laminate edge; 2 options available:	OKG - Gray Oak	LAM11 - Manitoba Maple*	LAM61 - Bianco Kos
Power Option			<input type="checkbox"/> 5		LSP - Straight laminate edge with corresponding laminate edge band	OKB - Black Oak	LAM12 - Monticello Maple	LAM62 - Bianco Malé
Base Finish			<input type="checkbox"/> 6		LSC - Straight laminate edge with exposed ply edge band	MAN - Natural Maple	LAM13 - Fonthill Pear	LAM63 - Grigio Efeso
Quantity			<input type="checkbox"/> 7		LSP - Straight laminate edge with exposed ply edge band	MAG - Golden Maple	LAM17 - Xanadu	LAM66 - Castoro Ottawa
End User					Matte laminate, reverse bevel vinyl edge	WAN - Natural Walnut	LAM18 - Studio Teak	LAM67 - Grigio Londra *
					LSM - Matte laminate, straight laminate edge; 2 options available:	WAD - Dark Walnut	LAM22 - Walnut Heights	LAM68 - Grigio Bromo
					LSMC - Straight laminate edge with corresponding laminate edge band	WAM - Mahogany (on Walnut)	LAM31 - Designer White*	LAM70 - Nero Ingo
					LSMP - Straight laminate edge with exposed ply edge band	CHN - Natural Cherry	LAM32 - Antique White*	LAM73 - Bronzo Doha
					Veneer, reverse bevel solid wood edge	CHM - Medium Cherry	LAM33 - Alabaster	LAM74 - Piombo Doha
					Veneer, straight veneer edge	CHD - Dark Cherry	LAM34 - Haze	
					Quartz straight edge	CUS - Custom stain; add \$250 net flat fee, plus 5% net	LAM35 - Slate Gray*	* Black Edge Band or Exposed Ply Edge Band Only
							LAM36 - Dove Gray*	
							LAM37 - North Sea*	
							LAM39 - Crisp Linen	
							LAM41 - Cosmic Strandz	
							LAM42 - Vapor Strandz	
							LAM909 - Black	
							LAM84 - Biltmore Cherry*	
							LAM85 - Hampton Walnut*	
							LAM86 - Montana Walnut*	
							LAM87 - Cafelle*	
							LAM89 - Empire Mahogany*	
							* Matte Finish	
								BLZ - Blizzard
								RVN - Raven
								<input type="checkbox"/>
								Power Options (satin aluminum finish)
								S - No Power
								\$1500:
								PA2A - 2 power outlets
								PA2B - 1 power & 2
								USB (1 port with 2 USB connections)
								<input type="checkbox"/>
								Base Finish
								PA00 - Polished Aluminum
								PC23 - Dark Gray

LOUNGE AND OCCASIONAL TABLES

EFFECTIVE APRIL 1, 2023

LB/LS
Standard laminate
top, reverse bevel
vinyl edge/straight
laminated edge.

LBM/LSM
Matte laminate
top, reverse bevel
vinyl edge/straight
laminated edge.













VS
Veneer top,
straight veneer
edge

VB
Veneer top,
reverse bevel
solid wood edge








Q
Quartz top,
straight edge

JUXTA
Design E00S

Shipped with PA00 Polished Aluminum or PC23 Dark Gray base. All tables available with power supply. For 2 electrical outlets, specify PA2A; add \$900. For 1 electrical outlet and 2 USB (1 port with 2 USB connections), specify PA2B; add \$1100. For all other construction details, color, finish and stain choices see [page 6](#) or www.keilhauerpricelist.com. Keilhauer prices include freight. Please refer to [Freight](#) on page 4 or www.keilhauerpricelist.com for further details.













		in.	W 30 D 30 H 15						
				1330	1605	1780	2065	5445	
47131			Square 30", occasional height						
		in.	W 30 D 30 H 26						
				1450	1725	1910	2185	5565	
47132			Square 30", lounge height						
		in.	W 36 D 36 H 15						
				1635	1790	1945	2285	6850	
47141			Square 36", occasional height						
		in.	W 36 D 36 H 26						
				1755	1910	2065	2405	6985	
47142			Square 36", lounge height						
		in.	W 48 D 48 H 15						
				2055	2305	2625	3120	10620	
47161			Square 48", occasional height						
		in.	W 48 D 48 H 26						
				2165	2780	2735	3230	10725	
47162			Square 48", lounge height						

To Order Specify

Product Name	47	1		3						
Product Number	Juxta	Square Table	Table Top Size	Table Height	Surface/Edge Options	Wood Veneer Tops	Laminate Tops	Quartz Tops	Power Options (satin aluminum finish)	Base Finish
Surface/Edge Detail			3 30"	1 Occasional	Standard laminate, reverse bevel vinyl edge LS - Standard laminate, straight laminate edge; 2 options available: LSC - Straight laminate edge with corresponding laminate edge band LSP - Straight laminate edge with exposed ply edge band	OKN - Natural Oak OKG - Gray Oak OKB - Black Oak MAN - Natural Maple MAG - Golden Maple WAD - Natural Walnut WAW - Dark Walnut WAM - Mahogany (on Walnut) CHN - Natural Cherry CHM - Medium Cherry CHD - Dark Cherry CUS - Custom stain; add \$250 net flat fee, plus 5% net	Standard Laminates LAM11 - Manitoba Maple* LAM12 - Monticello Maple LAM13 - Fonthill Pear LAM17 - Xanadu LAM18 - Studio Teak LAM22 - Walnut Heights LAM31 - Designer White* LAM32 - Antique White* LAM33 - Alabaster LAM34 - Haze LAM35 - Slate Gray* LAM36 - Dove Gray* LAM37 - North Sea* LAM39 - Crisp Linen LAM41 - Cosmic Strandz LAM42 - Vapor Strandz LAM909 - Black LAM84 - Baltimore Cherry* LAM85 - Hampton Walnut* LAM86 - Montana Walnut* LAM87 - Cafelle* LAM89 - Empire Mahogany* * Matte Finish	BLZ - Blizzard RVN - Raven	\$900: PA2A - 2 power outlets \$1100 PA2B - 1 power & 2 USB (1 port with 2 USB connections)	PA00 - Polished Aluminum PC23 - Dark Gray
Table Top Material/Color			4 36"	2 Lounge	Matte laminate, reverse bevel vinyl edge LSM - Matte laminate, straight laminate edge; 2 options available: LSMC - Straight laminate edge with corresponding laminate edge band LSMP - Straight laminate edge with exposed ply edge band					
Base Finish			6 48"		Veneer, reverse bevel solid wood edge Veneer, straight veneer edge Quartz straight edge		Matte Laminates LAM61 - Bianco Kos LAM62 - Bianco Malé LAM63 - Grigio Efeso LAM66 - Castoro Ottawa LAM67 - Grigio Londra * LAM68 - Grigio Bromo LAM70 - Nero Ingo LAM73 - Bronzo Doha LAM74 - Piombo Doha			
Power Option										
Quantity										
End User										

LOUNGE AND OCCASIONAL TABLES

EFFECTIVE APRIL 1, 2023

			LB/LS Standard laminate top, reverse bevel vinyl edge/straight laminated edge.	LBM/LSM Matte laminate top, reverse bevel vinyl edge/straight laminated edge.	VS Veneer top, straight veneer edge	VB Veneer top, reverse bevel solid wood edge	Q Quartz top, straight edge
		in.	Diameter 30 H 15				
			1330	1605	1780	2175	4690
47231			Round 30", occasional height				
		in.	Diameter 30 H 26				
			1450	1725	1910	2295	4810
47232			Round 30", lounge height				
		in.	Diameter 36 H 15				
			1635	1800	1945	2385	5380
47241			Round 36", occasional height				
		in.	Diameter 36 H 26				
			1755	1920	2065	2490	5510
47242			Round 36", lounge height				
		in.	Diameter 42 H 15				
			1735	1910	2165	2700	7565
47251			Round 42", occasional height				
		in.	Diameter 42 H 26				
			1865	2030	2285	2820	7695
47252			Round 42", lounge height				

To Order Specify

<input type="checkbox"/>	<input type="checkbox"/>	<input type="checkbox"/>	<input type="checkbox"/>	<input type="checkbox"/>	<input type="checkbox"/>	<input type="checkbox"/>	<input type="checkbox"/>	<input type="checkbox"/>	<input type="checkbox"/>	
Product Name	Juxta	Round Table	Table Top Size	Table Height	Surface/Edge Options	Wood Veneer Tops	Laminate Tops	Quartz Tops	Power Options (satin aluminum finish)	Base Finish
Product Number	47	2		3						
Surface/Edge Detail			3	1	Standard laminate, reverse bevel vinyl edge LS - Standard laminate, straight laminate edge; 2 options available: LSC - Straight laminate edge with corresponding laminate edge band LSP - Straight laminate edge with exposed ply edge band	OKN - Natural Oak OKG - Gray Oak OKB - Black Oak MAN - Natural Maple MAG - Golden Maple WAN - Natural Walnut WAD - Dark Walnut WAM - Mahogany (on Walnut) CHN - Natural Cherry CHM - Medium Cherry CHD - Dark Cherry CUS - Custom stain; add \$250 net flat fee, plus 5% net	Standard Laminates LAM11 - Manitoba Maple* LAM12 - Monticello Maple LAM13 - Fonthill Pear LAM17 - Xanadu LAM18 - Studio Teak LAM22 - Walnut Heights LAM31 - Designer White* LAM32 - Antique White* LAM33 - Alabaster LAM34 - Haze LAM35 - Slate Gray* LAM36 - Dove Gray* LAM37 - North Sea* LAM39 - Crisp Linen LAM41 - Cosmic Strandz LAM42 - Vapor Strandz LAM909 - Black LAM64 - Baltimore Cherry* LAM85 - Hampton Walnut* LAM86 - Montana Walnut* LAM87 - Cafelle* LAM89 - Empire Mahogany* * Matte Finish	BLZ - Blizzard RVN - Raven	\$900: PA2A - 2 power outlets \$1100 PA2B - 1 power & 2 USB (1 port with 2 USB connections)	PA00 - Polished Aluminum PC23 - Dark Gray
Table Top Material/Color			30"	Occasional						
Power Option			4	2	Matte laminate, reverse bevel vinyl edge LSM - Matte laminate, straight laminate edge; 2 options available: LSMC - Straight laminate edge with corresponding laminate edge band LSMP - Straight laminate edge with exposed ply edge band					
Base Finish			36"	Lounge						
Quantity			5							
End User			42"		Veneer, reverse bevel solid wood edge Veneer, straight veneer edge Quartz straight edge		Matte Laminates LAM61 - Bianco Kos LAM62 - Bianco Malé LAM63 - Grigio Efeso LAM66 - Castoro Ottawa LAM67 - Grigio Londra * LAM68 - Grigio Bromo LAM70 - Nero Ingo LAM73 - Bronzo Doha LAM74 - Piombo Doha * Black Edge Band or Exposed Ply Edge Band Only			

LOUNGE AND OCCASIONAL TABLES

EFFECTIVE APRIL 1, 2023

JUXTA
CONTINUED

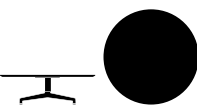

LB/LS
Standard laminate
top, reverse bevel
vinyl edge/straight
laminated edge.

LBM/LSM
Matte laminate
top, reverse bevel
vinyl edge/straight
laminated edge.

VS
Veneer top,
straight veneer
edge

VB
Veneer top,
reverse bevel
solid wood edge

Q
Quartz top,
straight edge

	in. 47261	Diameter 48 H 15	2055	2315	2625	3215	11585
		Round 48", occasional height					
	in. 47262	Diameter 48 H 26	2165	2425	2735	3325	11695
		Round 48", lounge height					

To Order Specify

Product Name	47	2								
Product Number	Juxta	Round Table								
Surface/Edge Detail										
Table Top Material/Color			6 48"	1 Occasional	Standard laminate, reverse bevel vinyl edge LS - Standard laminate, straight laminate edge; 2 options available: LSC - Straight laminate edge with corresponding laminate edge band LSP - Straight laminate edge with exposed ply edge band	OKN - Natural Oak OKG - Gray Oak OKB - Black Oak MAN - Natural Maple MAG - Golden Maple WAN - Natural Walnut WAD - Dark Walnut WAM - Mahogany (on Walnut) CHN - Natural Cherry CHM - Medium Cherry CHD - Dark Cherry CUS - Custom stain; add \$250 net flat fee, plus 5% net	Standard Laminates LAM11 - Manitoba Maple* LAM12 - Monticello Maple LAM13 - Fonthill Pear LAM17 - Xanadu LAM18 - Studio Teak LAM22 - Walnut Heights LAM31 - Designer White* LAM32 - Antique White* LAM33 - Alabaster LAM34 - Haze LAM35 - Slate Gray* LAM36 - Dove Gray* LAM37 - North Sea* LAM39 - Crisp Linen LAM41 - Cosmic Strandz LAM42 - Vapor Strandz LAM909 - Black LAM84 - Biltmore Cherry* LAM85 - Hampton Walnut* LAM86 - Montana Walnut* LAM87 - Cafelle* LAM89 - Empire Mahogany* * Matte Finish	BLZ - Blizzard RVN - Raven	\$900: PA2A - 2 power outlets \$1100 PA2B - 1 power & 2 USB (1 port with 2 USB connections)	PA00 - Polished Aluminum PC23 - Dark Gray
Power Option				2 Lounge	Matte laminate, reverse bevel vinyl edge LSM - Matte laminate, straight laminate edge; 2 options available: LSMC - Straight laminate edge with corresponding laminate edge band LSMP - Straight laminate edge with exposed ply edge band	Veneer, reverse bevel solid wood edge Veneer, straight veneer edge Quartz straight edge	Matte Laminates LAM61 - Bianco Kos LAM62 - Bianco Malé LAM63 - Grigio Efeso LAM66 - Castoro Ottawa LAM67 - Grigio Londra * LAM68 - Grigio Bromo LAM70 - Nero Ingo LAM73 - Bronzo Doha LAM74 - Piombo Doha * Black Edge Band or Exposed Ply Edge Band Only			
Base Finish										
Quantity										
End User										

POWER SOLUTIONS TABLES

EFFECTIVE APRIL 1, 2023

LB/LS
Standard laminate
top, reverse bevel
vinyl edge/straight
laminated edge.

LBM/LSM
Matte laminate
top, reverse bevel
vinyl edge/straight
laminated edge.



























VS
Veneer top,
straight veneer
edge

VB
Veneer top,
reverse bevel
solid wood edge

Q
Quartz top,
straight edge



























JUXTA
Design E00S

Shipped with PA00 Polished Aluminum or PC23 Dark Gray base. All tables available with power supply. For 2 electrical outlets, specify PA2A; add \$900. For 1 electrical outlet and 2 USB (1 port with 2 USB connections), specify PA2B; add \$1100. For all other construction details, color, finish and stain choices see [page 6](#) or www.keilhauerpricelist.com. Keilhauer prices include freight. Please refer to [Freight](#) on page 4 or www.keilhauerpricelist.com for further details.

		in.	W 30 D 30 H 15					
				1330	1605	1780	2065	5445
47131			Square 30", occasional height					
		in.	W 30 D 30 H 26					
				1450	1725	1910	2185	5565
47132			Square 30", lounge height					
		in.	W 30 D 30 H 29					
				1450	1735	1910	2195	5580
47133			Square 30", conference height					
		in.	W 30 D 30 H 36					
				1715	1985	2165	2440	5830
47134			Square 30", counter height					
		in.	W 30 D 30 H 41.75					
				1725	1910	2185	2470	5840
47135			Square 30", bar height					
		in.	W 36 D 36 H 15					
				1635	1790	1945	2285	6850
47141			Square 36", occasional height					
		in.	W 36 D 36 H 26					
				1755	1910	2065	2405	6985
47142			Square 36", lounge height					
		in.	W 36 D 36 H 29					
				1770	1920	2075	2415	6985
47143			Square 36", conference height					
		in.	W 36 D 36 H 36					
				2010	2285	2315	2655	7225
47144			Square 36", counter height					
		in.	W 36 D 36 H 41.75					
				2030	2185	2340	2680	7260
47145			Square 36", bar height					
		in.	W 48 D 48 H 15					
				2055	2305	2625	3120	10620
47161			Square 48", occasional height					
		in.	W 48 D 48 H 26					
				2165	2780	2735	3230	10725
47162			Square 48", lounge height					
		in.	W 48 D 48 H 29					
				2175	2790	2745	3240	10725
47163			Square 48", conference height					

POWER SOLUTIONS TABLES

EFFECTIVE APRIL 1, 2023

			LB/LS Standard laminate top, reverse bevel vinyl edge/straight laminated edge.	LBM/LSM Matte laminate top, reverse bevel vinyl edge/straight laminated edge.	VS Veneer top, straight veneer edge	VB Veneer top, reverse bevel solid wood edge	Q Quartz top, straight edge
		in.	Diameter 30 H 15				
		47231	1330	1605	1780	2175	4690
			Round 30", occasional height				
		in.	Diameter 30 H 26				
		47232	1450	1725	1910	2295	4810
			Round 30", lounge height				
		in.	Diameter 30 H 29				
		47233	1450	1735	1910	2295	4820
			Round 30", conference height				
		in.	Diameter 30 H 36				
		47234	1715	1985	2165	2545	5075
			Round 30", counter height				
		in.	Diameter 30 H 41.75				
		47235	1725	2000	2185	2570	5085
			Round 30", bar height				
		in.	Diameter 36 H 15				
		47241	1635	1800	1945	2385	5380
			Round 36", occasional height				
		in.	Diameter 36 H 26				
		47242	1755	1920	2065	2490	5510
			Round 36", lounge height				
		in.	Diameter 36 H 29				
		47243	1770	1930	2075	2505	5510
			Round 36", conference height				
		in.	Diameter 36 H 36				
		47244	2010	2185	2315	2755	5755
			Round 36", counter height				
		in.	Diameter 36 H 41.75				
		47245	2030	2195	2340	2780	5775
			Round 36", bar height				
		in.	Diameter 42 H 15				
		47251	1735	1910	2165	2700	7565
			Round 42", occasional height				
		in.	Diameter 42 H 26				
		47252	1865	2030	2285	2820	7695
			Round 42", lounge height				
		in.	Diameter 42 H 29				
		47253	1865	2030	2295	2820	7695
			Round 42", conference height				

POWER SOLUTIONS TABLES

EFFECTIVE APRIL 1, 2023

JUXTA
CONTINUED







LB/LS
Standard laminate
top, reverse bevel
vinyl edge/straight
laminated edge.

LBM/LSM
Matte laminate
top, reverse bevel
vinyl edge/straight
laminated edge.

VS
Veneer top,
straight veneer
edge

VB
Veneer top,
reverse bevel
solid wood edge

Q
Quartz top,
straight edge

		in.	Diameter 48 H 15					
				2055	2315	2625	3215	11585
	47261		Round 48", occasional height					
		in.	Diameter 48 H 26					
				2165	2425	2735	3325	11695
	47262		Round 48", lounge height					
		in.	Diameter 48 H 29					
				2175	2440	2745	3325	11705
	47263		Round 48", conference height					

























To Order Specify

Product Name	<input checked="" type="checkbox"/> 47	<input type="checkbox"/>	<input type="checkbox"/>	<input type="checkbox"/>	<input type="checkbox"/>	<input type="checkbox"/>	<input type="checkbox"/>	<input type="checkbox"/>	<input type="checkbox"/>	<input type="checkbox"/>	
Product Number	Juxta	Table Shape	Table Top Size	Table Height	Surface/Edge Options	Wood Veneer Tops	Laminate Tops	Quartz Tops	Power Options (satin aluminum finish)	Base Finish	
Surface/Edge Detail	<input checked="" type="checkbox"/> 1	<input type="checkbox"/>	<input type="checkbox"/>	<input type="checkbox"/>	Standard laminate, reverse bevel vinyl edge LS - Standard laminate, straight laminate edge; 2 options available: LSC - Straight laminate edge with corresponding laminate edge band LSP - Straight laminate edge with exposed ply edge band	OKN - Natural Oak OKG - Gray Oak OKB - Black Oak MAN - Natural Maple MAG - Golden Maple WAN - Natural Walnut WAD - Dark Walnut WAM - Mahogany (on Walnut) CHN - Natural Cherry CHM - Medium Cherry CHD - Dark Cherry CUS - Custom stain; add \$250 net flat fee, plus 5% net	Standard Laminates LAM11 - Manitoba Maple* LAM12 - Monticello Maple LAM13 - Fonthill Pear LAM17 - Xanadu LAM18 - Studio Teak LAM22 - Walnut Heights LAM31 - Designer White* LAM32 - Antique White* LAM33 - Alabaster LAM34 - Haze LAM35 - Slate Gray* LAM36 - Dove Gray* LAM37 - North Sea* LAM39 - Crisp Linen LAM41 - Cosmic Strandz LAM42 - Vapor Strandz LAM909 - Black LAM84 - Biltmore Cherry* LAM85 - Hampton Walnut* LAM86 - Montana Walnut* LAM87 - Cafelle* LAM89 - Empire Mahogany* * Matte Finish	BLZ - Blizzard RVN - Raven	\$900: PA2A - 2 power outlets \$1100 PA2B - 1 power & 2 USB (1 port with 2 USB connections)	PA00 - Polished Aluminum PC23 - Dark Gray	
Table Top Material/Color	<input type="checkbox"/> 2	<input type="checkbox"/> 3	<input type="checkbox"/> 1	Matte laminate, reverse bevel vinyl edge LSM - Matte laminate, straight laminate edge; 2 options available: LSMC - Straight laminate edge with corresponding laminate edge band LSMP - Straight laminate edge with exposed ply edge band							LAM61 - Bianco Kos LAM62 - Bianco Malé LAM63 - Grigio Efeso LAM66 - Castoro Ottawa LAM67 - Grigio Londra * LAM68 - Grigio Bromo LAM70 - Nero Ingo LAM73 - Bronzo Doha LAM74 - Piombo Doha
Power Option	<input type="checkbox"/> 3	<input type="checkbox"/> 4	<input type="checkbox"/> 2								
Base Finish	<input type="checkbox"/> 4	<input type="checkbox"/> 5	<input type="checkbox"/> 3	Bar (N/A Square 48", Round 42 & 48")							
Quantity	<input type="checkbox"/> 5	<input type="checkbox"/> 6	<input type="checkbox"/> 4								
End User	<input type="checkbox"/> 6		<input type="checkbox"/> 5								

POWER SOLUTIONS TABLES

EFFECTIVE APRIL 1, 2023

JUXTA
CONTINUED

			LB/LS Standard laminate top, reverse bevel vinyl edge/straight laminated edge.	LBM/LSM Matte laminate top, reverse bevel vinyl edge/straight laminated edge.	VS Veneer top, straight veneer edge	VB Veneer top, reverse bevel solid wood edge	Q Quartz top, straight edge
	in.	W 60 D 36 H 29					
			3985	4570	4280	5470	10850
 	47433	Rectangle 36" x 60", conference height					
	in.	W 66 D 36 H 29					
			4170	4810	4470	5775	11605
 	47443	Rectangle 36" x 66", conference height					
	in.	W 72 D 36 H 29					
			4370	5115	4700	6140	12365
 	47453	Rectangle 36" x 72", conference height					
	in.	W 78 D 36 H 29					
			4665	5415	4950	6480	12660
 	47463	Rectangle 36" x 78", conference height					
	in.	W 84 D 36 H 29					
			4840	5720	5235	6875	14540
 	47473	Rectangle 36" x 84", conference height					
	in.	W 72 D 42 H 29					
			4785	5665	5185	6830	13780
 	47553	Rectangle 42" x 72", conference height					
	in.	W 78 D 42 H 29					
			5040	5995	5435	7225	14680
 	47563	Rectangle 42" x 78", conference height					
	in.	W 84 D 42 H 29					
			5235	6115	5645	7565	15505
 	47573	Rectangle 42" x 84", conference height					

To Order Specify

Product Name	<input type="text" value="47"/>	<input type="text"/>	<input type="text"/>	<input type="text" value="3"/>	<input type="text"/>	<input type="text"/>	<input type="text"/>	<input type="text"/>
Product Number	Juxta	Table Depth	Table Width	Conference Height	Surface/Edge Options	Wood Veneer Tops	Laminate Tops	Quartz Tops
Surface/Edge Detail		<input type="text" value="4"/>	<input type="text" value="3"/>		Standard laminate, reverse bevel vinyl edge LS - Standard laminate, straight laminate edge; 2 options available: LSC - Straight laminate edge with corresponding laminate edge band LSP - Straight laminate edge with exposed ply edge band	OKN - Natural Oak OKG - Gray Oak OKB - Black Oak MAN - Natural Maple MAG - Golden Maple WAN - Natural Walnut WAD - Dark Walnut WAM - Mahogany (on Walnut) CHN - Natural Cherry CHM - Medium Cherry CHD - Dark Cherry CUS - Custom stain; add \$250 net flat fee, plus 5% net	Standard Laminates LAM11 - Manitoba Maple* LAM12 - Monticello Maple LAM13 - Fonthill Pear LAM17 - Xanadu LAM18 - Studio Teak LAM22 - Walnut Heights LAM31 - Designer White* LAM32 - Antique White* LAM33 - Alabaster LAM34 - Haze LAM35 - Slate Gray* LAM36 - Dove Gray* LAM37 - North Sea* LAM39 - Crisp Linen LAM41 - Cosmic Strandz LAM42 - Vapor Strandz LAM909 - Black LAM84 - Biltmore Cherry* LAM85 - Hampton Walnut* LAM86 - Montana Walnut* LAM87 - Cafelle* LAM89 - Empire Mahogany* * Matte Finish	Matte Laminates LAM61 - Bianco Kos LAM62 - Bianco Malé LAM63 - Grigio Efeso LAM66 - Castoro Ottawa LAM67 - Grigio Londra * LAM68 - Grigio Bromo LAM70 - Nero Ingo LAM73 - Bronzo Doha LAM74 - Piombo Doha * Black Edge Band or Exposed Ply Edge Band Only
Table Top Material/Color		<input type="text" value="5"/>	<input type="text" value="4"/>	<input type="text" value="5"/>				<input type="text"/>
Power Option		36"	60" (36" D Only)	72"				BLZ - Blizzard RVN - Raven
Base Finish		42"	66" (36" D Only)	78"	Matte laminate, reverse bevel vinyl edge LSM - Matte laminate, straight laminate edge; 2 options available: LSMC - Straight laminate edge with corresponding laminate edge band LSMP - Straight laminate edge with exposed ply edge band			<input type="text"/>
Quantity				84"	Veneer, reverse bevel solid wood edge Veneer, straight veneer edge Quartz straight edge			Power Options (satin aluminum finish) S - No Power
End User								\$1500: PA2A - 2 power outlets PA2B - 1 power & 2 USB (1 port with 2 USB connections)
								<input type="text"/>
								Base Finish PA00 - Polished Aluminum PC23 - Dark Gray