

# STOOLS


EFFECTIVE APRIL 1, 2023


Gr A      Gr B      Gr C      Gr D      Gr E      Gr F      Gr G      Gr H


## PONDER


Design E00S


4-star base available in PA00 Polished Aluminum or PC23 Dark Gray. Sled base and steel bracket for wood leg chairs available in PC00 Nickel, PC01 Onyx, PC05 Shale, PC23 Dark Gray, PC24 Warm Gray, PC25 White, PC27 Bronze or Chrome for a \$50 upcharge. 4-leg wood base is Ash and available in 10 stains. Models 68703, 68713 and 68723 ship standard with regular (carpet) glides unless specified otherwise. Memory return available on models 68734 and 68744 for a \$100 upcharge. Softwheel casters available on models 68736, 68738, 68746, and 68748 for a \$58 upcharge.  
For all other construction details, color, finish and stain choices see [page 6](#) or [www.keilhauerpricelist.com](http://www.keilhauerpricelist.com).  
Keilhauer prices include freight. Please refer to [Freight](#) on page 4 or [www.keilhauerpricelist.com](http://www.keilhauerpricelist.com) for further details.

|  |       |                           |      |         |      |      |      |      |      |      |      |      |               |
|--|-------|---------------------------|------|---------|------|------|------|------|------|------|------|------|---------------|
|  | in.   | W 20 D 19 H 29.5 SH 24.75 |      |         |      |      |      |      |      |      |      |      |               |
|  | 68752 | COM                       | 1930 | Fabric  | 2074 | 2093 | 2115 | 2193 | 2253 | 2299 | 2330 | 2377 | 1.25 Yds.     |
|  |       | COL                       | 2123 | Leather | 2612 | 2740 | 2952 |      |      |      |      |      | 21.25 Sq. Ft. |
| Counter stool with 4-leg wood base   |       |                           |      |         |      |      |      |      |      |      |      |      |               |

|  |       |                         |      |         |      |      |      |      |      |      |      |      |               |
|--|-------|-------------------------|------|---------|------|------|------|------|------|------|------|------|---------------|
|  | in.   | W 20 D 19 H 29.75 SH 25 |      |         |      |      |      |      |      |      |      |      |               |
|  | 68753 | COM                     | 1400 | Fabric  | 1544 | 1563 | 1585 | 1663 | 1723 | 1769 | 1800 | 1847 | 1.25 Yds.     |
|  |       | COL                     | 1540 | Leather | 2029 | 2157 | 2369 |      |      |      |      |      | 21.25 Sq. Ft. |
| Counter stool with sled base   |       |                         |      |         |      |      |      |      |      |      |      |      |               |

|   |       |                           |      |         |      |      |      |      |      |      |      |      |               |
|---|-------|---------------------------|------|---------|------|------|------|------|------|------|------|------|---------------|
|  | in.   | W 20 D 19 H 34.5 SH 29.75 |      |         |      |      |      |      |      |      |      |      |               |
|   | 68762 | COM                       | 1950 | Fabric  | 2094 | 2113 | 2135 | 2213 | 2273 | 2319 | 2350 | 2397 | 1.25 Yds.     |
|   |       | COL                       | 2145 | Leather | 2634 | 2762 | 2974 |      |      |      |      |      | 21.25 Sq. Ft. |
| Bar stool with 4-leg wood base  |       |                           |      |         |      |      |      |      |      |      |      |      |               |

|  |       |                         |      |         |      |      |      |      |      |      |      |      |               |
|--|-------|-------------------------|------|---------|------|------|------|------|------|------|------|------|---------------|
|  | in.   | W 20 D 19 H 34.75 SH 30 |      |         |      |      |      |      |      |      |      |      |               |
|  | 68763 | COM                     | 1420 | Fabric  | 1564 | 1583 | 1605 | 1683 | 1743 | 1789 | 1820 | 1867 | 1.25 Yds.     |
|  |       | COL                     | 1562 | Leather | 2051 | 2179 | 2391 |      |      |      |      |      | 21.25 Sq. Ft. |
| Bar stool with sled base   |       |                         |      |         |      |      |      |      |      |      |      |      |               |

|  |       |                             |      |         |      |      |      |      |      |      |      |      |               |
|--|-------|-----------------------------|------|---------|------|------|------|------|------|------|------|------|---------------|
|  | in.   | W 24.5 D 16.5 H 16.25 SH 16 |      |         |      |      |      |      |      |      |      |      |               |
|  | 68773 | COM                         | 1230 | Fabric  | 1374 | 1393 | 1415 | 1493 | 1553 | 1599 | 1630 | 1677 | 1.25 Yds.     |
|  |       | COL                         | 1353 | Leather | 1842 | 1970 | 2182 |      |      |      |      |      | 21.25 Sq. Ft. |
| Ottoman - sled base only   |       |                             |      |         |      |      |      |      |      |      |      |      |               |

### To Order Specify

|                |                             |                            |                            |                          |                          |                          |                          |                                   |
|----------------|-----------------------------|----------------------------|----------------------------|--------------------------|--------------------------|--------------------------|--------------------------|-----------------------------------|
| Product Name   | <input type="checkbox"/> 68 | <input type="checkbox"/> 7 | <input type="checkbox"/>   | <input type="checkbox"/> | <input type="checkbox"/> | <input type="checkbox"/> | <input type="checkbox"/> | <input type="checkbox"/>          |
| Product Number | Hangout                     | Ponder                     | Stool Height               | Base                     | Wood Leg Ash Stains      | Wood Leg Steel Bracket   | Sled Base Finishes       | Sled Base Glide Options           |
| Back Option    |                             |                            |                            |                          |                          |                          |                          |                                   |
| Base Option    |                             | <input type="checkbox"/> 5 | <input type="checkbox"/> 2 |                          | AHM - Midnight           | PC00 - Nickel            | PC00 - Nickel            | R - Regular Glides (for carpet)   |
| Finish Option  |                             | Counter                    | Wood 4-leg                 |                          | AHS - Snow               | PC01 - Onyx              | PC01 - Onyx              | F - Felt Glides (for hard floors) |
| Glide Option   |                             |                            |                            |                          | AHB - Blue               | PC05 - Shale             | PC05 - Shale             |                                   |
| Quantity       |                             | <input type="checkbox"/> 6 | <input type="checkbox"/> 3 |                          | AHP - Pink               | PC23 - Dark Gray         | PC23 - Dark Gray         |                                   |
| End User       |                             | Bar                        | Sled                       |                          | AHY - Yellow             | PC24 - Warm Gray         | PC24 - Warm Gray         |                                   |
|                |                             |                            |                            |                          | AHC - Chartreuse         | PC25 - White             | PC25 - White             |                                   |
|                |                             | <input type="checkbox"/> 7 |                            |                          | AHG - Dark Gray          | PC27 - Bronze            | PC27 - Bronze            |                                   |
|                |                             | Ottoman                    |                            |                          | AHF - Fog                | Chrome - Upcharge \$50   | Chrome - Upcharge \$50   |                                   |
|                |                             |                            |                            |                          | AHN - Natural Ash        |                          |                          |                                   |
|                |                             |                            |                            |                          | AHW - Walnut on Ash      |                          |                          |                                   |








SIDE CHAIRS

EFFECTIVE APRIL 1, 2023

Gr A Gr B Gr C Gr D Gr E Gr F Gr G Gr H

**PONDER**  
Design E00S

4-star swivel base available in PA00 Polished Aluminum or PC23 Dark Gray. Sled base and steel bracket for wood leg chairs available in PC00 Nickel, PC01 Onyx, PC05 Shale, PC23 Dark Gray, PC24 Warm Gray, PC25 White, PC27 Bronze or Chrome for a \$50 upcharge. 4-leg wood base is Ash and available in 10 stains. Models 68703, 68713 and 68723 ship standard with regular (carpet) glides unless specified otherwise. Memory return available on models 68734 and 68744 for a \$100 upcharge. Softwheel casters available on models 68736, 68738, 68746, and 68748 for a \$58 upcharge. For all other construction details, color, finish and stain choices see [page 6](#) or [www.keilhauerpricelist.com](http://www.keilhauerpricelist.com). Keilhauer prices include freight. Please refer to [Freight](#) on page 4 or [www.keilhauerpricelist.com](http://www.keilhauerpricelist.com) for further details.

|  |   |   |         |      |      |      |      |      |      |      |      |               |
|--|---|---|---------|------|------|------|------|------|------|------|------|---------------|
|    | in.   | W 27 D 25.5 H 32.5 SH 18.25 AH 26.5                       |         |      |      |      |      |      |      |      |      |               |
|  | COM   | 2230  | Fabric  | 2489 | 2523 | 2563 | 2703 | 2811 | 2894 | 2950 | 3034 | 2.25 Yds.     |
|  | COL   | 2453  | Leather | 3333 | 3563 | 3945 |      |      |      |      |      | 38.25 Sq. Ft. |
| 68732  | Side chair with arms and 4-leg wood base      |   |         |      |      |      |      |      |      |      |      |               |
|    | in.   | W 27 D 25.5 H 33 SH 18.5 AH 27                            |         |      |      |      |      |      |      |      |      |               |
|  | COM   | 1850  | Fabric  | 2109 | 2143 | 2183 | 2323 | 2431 | 2514 | 2570 | 2654 | 2.25 Yds.     |
|  | COL   | 2035  | Leather | 2915 | 3145 | 3527 |      |      |      |      |      | 38.25 Sq. Ft. |
| 68733  | Side chair with arms and sled base            |   |         |      |      |      |      |      |      |      |      |               |
|    | in.   | W 27 D 25.5 H 32.5 SH 18.25 AH 27                         |         |      |      |      |      |      |      |      |      |               |
|  | COM   | 2040  | Fabric  | 2299 | 2333 | 2373 | 2513 | 2621 | 2704 | 2760 | 2844 | 2.25 Yds.     |
|  | COL   | 2244  | Leather | 3124 | 3354 | 3736 |      |      |      |      |      | 38.25 Sq. Ft. |
| 68734  | Side chair with arms and 4-star swivel base   |   |         |      |      |      |      |      |      |      |      |               |
|  | in.   | W 27 D 25.5 H 32.5 SH 18.25 AH 26.5                       |         |      |      |      |      |      |      |      |      |               |
|  | COM   | 1700  | Fabric  | 1959 | 1993 | 2033 | 2173 | 2281 | 2364 | 2420 | 2504 | 2.25 Yds.     |
|  | COL   | 1870  | Leather | 2750 | 2980 | 3362 |      |      |      |      |      | 38.25 Sq. Ft. |
| 68735  | Side chair with arms and 4-leg steel base     |   |         |      |      |      |      |      |      |      |      |               |
|  | in.   | W 27 D 25.5 H 32 - 36.5 SH 17.75 - 22.25 AH 25.75 - 30.25 |         |      |      |      |      |      |      |      |      |               |
|  | COM   | 1850  | Fabric  | 2109 | 2143 | 2183 | 2323 | 2431 | 2514 | 2570 | 2654 | 2.25 Yds.     |
|  | COL   | 2035  | Leather | 2915 | 3145 | 3527 |      |      |      |      |      | 38.25 Sq. Ft. |
| 68736  | Side chair with arms and 5-star aluminum base |   |         |      |      |      |      |      |      |      |      |               |
|  | in.   | W 27 D 26.5 H 29.5 SH 16.75 AH 24                         |         |      |      |      |      |      |      |      |      |               |
|  | COM   | 1850  | Fabric  | 2109 | 2143 | 2183 | 2323 | 2431 | 2514 | 2570 | 2654 | 2.25 Yds.     |
|  | COL   | 2035  | Leather | 2915 | 3145 | 3527 |      |      |      |      |      | 38.25 Sq. Ft. |
| 68737  | Side lounge chair with arms and sled base     |   |         |      |      |      |      |      |      |      |      |               |
|  | in.   | W 27 D 25.5 H 32 - 36.5 SH 17.75 - 22.25 AH 25.75 - 30.25 |         |      |      |      |      |      |      |      |      |               |
|  | COM   | 1830  | Fabric  | 2089 | 2123 | 2163 | 2303 | 2411 | 2494 | 2550 | 2634 | 2.25 Yds.     |
|  | COL   | 2013  | Leather | 2893 | 3123 | 3505 |      |      |      |      |      | 38.25 Sq. Ft. |
| 68738  | Side chair with arms and 5-star nylon base    |   |         |      |      |      |      |      |      |      |      |               |

**To Order Specify**

|  |   |   |  |   |  |  |   |  |  |
|--|---|---|--|---|--|--|---|--|--|
| <input type="checkbox"/> <b>68</b><br>Hangout  | <input type="checkbox"/> <b>7</b><br>Ponder                 | <input type="checkbox"/> Side Chair                   | <input type="checkbox"/> Base  | <input type="checkbox"/> Wood Leg Ash Stains  | <input type="checkbox"/> Sled/4-Leg Steel Base & Wood Leg Steel Bracket Finishes | <input type="checkbox"/> 5-Star Aluminum Base Finishes | <input type="checkbox"/> 4-Star Swivel Aluminum Base Finishes | <input type="checkbox"/> 5-Star Nylon Base Finishes                  | <input type="checkbox"/> Sled Base Glide Options |
| <input type="checkbox"/> <b>3</b><br>With Arms | <input type="checkbox"/> <b>2</b><br>Wood 4-Leg             | <input type="checkbox"/> <b>6</b><br>5-Star Aluminum  | AHM - Midnight<br>AHS - Snow<br>AHB - Blue<br>AHP - Pink<br>AHY - Yellow<br>AHC - Chartreuse<br>AHG - Dark Gray<br>AHF - Fog<br>AHN - Natural Ash<br>AHW - Walnut on Ash | PC00 - Nickel<br>PC01 - Onyx<br>PC05 - Shale<br>PC23 - Dark Gray<br>PC24 - Warm Gray<br>PC25 - White<br>PC27 - Bronze<br>Chrome - Upcharge \$50 | PA00 - Polished Aluminum<br>PC23 - Dark Gray                                     | PA00 - Polished Aluminum<br>PC23 - Dark Gray           | 14 - Warm Gray<br>15 - Black<br>23 - Dark Gray                | R - Regular Glides (for carpet)<br>F - Felt Glides (for hard floors) |  |
| <input type="checkbox"/> <b>4</b><br>Armless   | <input type="checkbox"/> <b>3</b><br>Sled                   | <input type="checkbox"/> <b>7</b><br>Side Lounge Sled |  |   |  |  |   |  |  |
|  | <input type="checkbox"/> <b>4</b><br>4-Star Swivel Aluminum | <input type="checkbox"/> <b>8</b><br>5-Star Nylon     |  |   |  |  |   |  |  |
|  | <input type="checkbox"/> <b>5</b><br>Steel 4-Leg            |   |  |   |  |  |   |  |  |

SIDE CHAIRS

EFFECTIVE APRIL 1, 2023

**PONDER**  
Design E00S

4-star swivel base available in PA00 Polished Aluminum or PC23 Dark Gray. Sled base and steel bracket for wood leg chairs available in PC00 Nickel, PC01 Onyx, PC05 Shale, PC23 Dark Gray, PC24 Warm Gray, PC25 White, PC27 Bronze or Chrome for a \$50 upcharge. 4-leg wood base is Ash and available in 10 stains. Models 68703, 68713 and 68723 ship standard with regular (carpet) glides unless specified otherwise. Memory return available on models 68734 and 68744 for a \$100 upcharge. Softwheel casters available on models 68736, 68738, 68746, and 68748 for a \$58 upcharge. For all other construction details, color, finish and stain choices see [page 6](#) or [www.keilhauerpricelist.com](http://www.keilhauerpricelist.com). Keilhauer prices include freight. Please refer to [Freight](#) on page 4 or [www.keilhauerpricelist.com](http://www.keilhauerpricelist.com) for further details.

|       |     |  |      | Gr A    | Gr B | Gr C | Gr D | Gr E | Gr F | Gr G | Gr H |      |               |
|-------|-----|--|------|---------|------|------|------|------|------|------|------|------|---------------|
|       | in. | W 24 D 26.5 H 34.75 SH 18.25                 |      |         |      |      |      |      |      |      |      |      |               |
|       |     | COM  | 2100 | Fabric  | 2302 | 2328 | 2359 | 2468 | 2552 | 2617 | 2660 | 2725 | 1.75 Yds.     |
|       |     | COL  | 2310 | Leather | 2995 | 3173 | 3471 |      |      |      |      |      | 29.75 Sq. Ft. |
| 68742 |     | Armless side chair with 4-leg wood base      |      |         |      |      |      |      |      |      |      |      |               |
|       | in. | W 24 D 26.5 H 34.75 SH 18.25                 |      |         |      |      |      |      |      |      |      |      |               |
|       |     | COM  | 1720 | Fabric  | 1922 | 1948 | 1979 | 2088 | 2172 | 2237 | 2280 | 2345 | 1.75 Yds.     |
|       |     | COL  | 1892 | Leather | 2577 | 2755 | 3053 |      |      |      |      |      | 29.75 Sq. Ft. |
| 68743 |     | Armless side chair with sled base            |      |         |      |      |      |      |      |      |      |      |               |
|       | in. | W 24 D 26.5 H 34.75 SH 18.25                 |      |         |      |      |      |      |      |      |      |      |               |
|       |     | COM  | 1910 | Fabric  | 2112 | 2138 | 2169 | 2278 | 2362 | 2427 | 2470 | 2535 | 1.75 Yds.     |
|       |     | COL  | 2101 | Leather | 2786 | 2964 | 3262 |      |      |      |      |      | 29.75 Sq. Ft. |
| 68744 |     | Armless side chair with 4-star swivel base   |      |         |      |      |      |      |      |      |      |      |               |
|       | in. | W 24 D 26.5 H 34.75 SH 18.25                 |      |         |      |      |      |      |      |      |      |      |               |
|       |     | COM  | 1570 | Fabric  | 1772 | 1798 | 1829 | 1938 | 2022 | 2087 | 2130 | 2195 | 1.75 Yds.     |
|       |     | COL  | 1727 | Leather | 2412 | 2590 | 2888 |      |      |      |      |      | 29.75 Sq. Ft. |
| 68745 |     | Armless side chair with 4-leg steel base     |      |         |      |      |      |      |      |      |      |      |               |
|       | in. | W 27 D 25.5 H 34.25 - 38.75 SH 17.75 - 22.25 |      |         |      |      |      |      |      |      |      |      |               |
|       |     | COM  | 1770 | Fabric  | 1972 | 1998 | 2029 | 2138 | 2222 | 2287 | 2330 | 2395 | 1.75 Yds.     |
|       |     | COL  | 1947 | Leather | 2632 | 2810 | 3108 |      |      |      |      |      | 29.75 Sq. Ft. |
| 68746 |     | Armless side chair with 5-star aluminum base |      |         |      |      |      |      |      |      |      |      |               |
|       | in. | W 24 D 26.5 H 31.5 SH 16.75                  |      |         |      |      |      |      |      |      |      |      |               |
|       |     | COM  | 1720 | Fabric  | 1922 | 1948 | 1979 | 2088 | 2172 | 2237 | 2280 | 2345 | 1.75 Yds.     |
|       |     | COL  | 1892 | Leather | 2577 | 2755 | 3053 |      |      |      |      |      | 29.75 Sq. Ft. |
| 68747 |     | Armless side lounge chair with sled base     |      |         |      |      |      |      |      |      |      |      |               |
|       | in. | W 27 D 25.5 H 34.25 - 38.75 SH 17.75 - 22.25 |      |         |      |      |      |      |      |      |      |      |               |
|       |     | COM  | 1700 | Fabric  | 1902 | 1928 | 1959 | 2068 | 2152 | 2217 | 2260 | 2325 | 1.75 Yds.     |
|       |     | COL  | 1870 | Leather | 2555 | 2733 | 3031 |      |      |      |      |      | 29.75 Sq. Ft. |
| 68748 |     | Armless side chair with 5-star nylon base    |      |         |      |      |      |      |      |      |      |      |               |

**To Order Specify**

|                                      |   |   |  |   |  |  |   |  |  |
|--------------------------------------|---|---|--|---|--|--|---|--|--|
| <input type="checkbox"/> 68 Hangout  | <input type="checkbox"/> 7 Ponder                 | <input type="checkbox"/> Side Chair         | <input type="checkbox"/> Base  | <input type="checkbox"/> Wood Leg Ash Stains  | <input type="checkbox"/> Sled/4-Leg Steel Base & Wood Leg Steel Bracket Finishes | <input type="checkbox"/> 5-Star Aluminum Base Finishes | <input type="checkbox"/> 4-Star Swivel Aluminum Base Finishes | <input type="checkbox"/> 5-Star Nylon Base Finishes                  | <input type="checkbox"/> Sled Base Glide Options |
| Product Name                         | Product Number                                    | Back Option                                 | Base Option  | Finish Option   | Glide Option   | Quantity   | End User  |  |  |
| <input type="checkbox"/> 3 With Arms | <input type="checkbox"/> 2 Wood 4-Leg             | <input type="checkbox"/> 6 5-Star Aluminum  | AHM - Midnight<br>AHS - Snow<br>AHB - Blue<br>AHP - Pink<br>AHY - Yellow<br>AHC - Chartreuse<br>AHG - Dark Gray<br>AHF - Fog<br>AHN - Natural Ash<br>AHW - Walnut on Ash | PC00 - Nickel<br>PC01 - Onyx<br>PC05 - Shale<br>PC23 - Dark Gray<br>PC24 - Warm Gray<br>PC25 - White<br>PC27 - Bronze<br>Chrome - Upcharge \$50 | PA00 - Polished Aluminum<br>PC23 - Dark Gray                                     | PA00 - Polished Aluminum<br>PC23 - Dark Gray           | 14 - Warm Gray<br>15 - Black<br>23 - Dark Gray                | R - Regular Glides (for carpet)<br>F - Felt Glides (for hard floors) |  |
| <input type="checkbox"/> 4 Armless   | <input type="checkbox"/> 3 Sled                   | <input type="checkbox"/> 7 Side Lounge Sled |  |   |  |  |   |  |  |
|                                      | <input type="checkbox"/> 4 4-Star Swivel Aluminum | <input type="checkbox"/> 8 5-Star Nylon     |  |   |  |  |   |  |  |
|                                      | <input type="checkbox"/> 5 Steel 4-Leg            |   |  |   |  |  |   |  |  |







LOUNGE SEATING

EFFECTIVE APRIL 1, 2023

Gr A Gr B Gr C Gr D Gr E Gr F Gr G Gr H

**PONDER**  
Design E00S

4-star swivel base available in PA00 Polished Aluminum or PC23 Dark Gray. Sled base and steel bracket for wood leg chairs available in PC00 Nickel, PC01 Onyx, PC05 Shale, PC23 Dark Gray, PC24 Warm Gray, PC25 White, PC27 Bronze or Chrome for a \$50 upcharge. 4-leg wood base is Ash and available in 10 stains. Models 68703, 68713 and 68723 ship standard with regular (carpet) glides unless specified otherwise. Memory return available on models 68704, 68714, 68724, 68734, 68744 and 68794 for \$100 upcharge. Softwheel casters available on models 68736, 68738, 68746, and 68748 for a \$58 upcharge. For all other construction details, color, finish and stain choices see page 6 or [www.keilhauerpricelist.com](http://www.keilhauerpricelist.com). Keilhauer prices include freight. Please refer to Freight on page 4 or [www.keilhauerpricelist.com](http://www.keilhauerpricelist.com) for further details.

|  |     |  |      |         |      |      |      |      |      |      |      |      |              |
|--|-----|--|------|---------|------|------|------|------|------|------|------|------|--------------|
|    | in. | W 30 D 29.75 H 29.25 SH 16.75 AH 20.5          |      |         |      |      |      |      |      |      |      |      |              |
|  |     | COM  | 2840 | Fabric  | 3128 | 3165 | 3210 | 3365 | 3485 | 3578 | 3640 | 3733 | 2.5 Yds.     |
|  |     | COL  | 3124 | Leather | 4102 | 4357 | 4782 |      |      |      |      |      | 42.5 Sq. Ft. |
| 68702  |     | Low back lounge chair with 4-leg wood base     |      |         |      |      |      |      |      |      |      |      |              |
|    | in. | W 30 D 29.75 H 29.25 SH 16.75 AH 20.5          |      |         |      |      |      |      |      |      |      |      |              |
|  |     | COM  | 2500 | Fabric  | 2788 | 2825 | 2870 | 3025 | 3145 | 3238 | 3300 | 3393 | 2.5 Yds.     |
|  |     | COL  | 2750 | Leather | 3728 | 3983 | 4408 |      |      |      |      |      | 42.5 Sq. Ft. |
| 68703  |     | Low back lounge chair with sled base           |      |         |      |      |      |      |      |      |      |      |              |
|    | in. | W 30 D 29.75 H 29.25 SH 16.75 AH 20.5          |      |         |      |      |      |      |      |      |      |      |              |
|  |     | COM  | 2600 | Fabric  | 2888 | 2925 | 2970 | 3125 | 3245 | 3338 | 3400 | 3493 | 2.5 Yds.     |
|  |     | COL  | 2860 | Leather | 3838 | 4093 | 4518 |      |      |      |      |      | 42.5 Sq. Ft. |
| 68704  |     | Low back lounge chair with 4-star swivel base  |      |         |      |      |      |      |      |      |      |      |              |
|   | in. | W 30 D 31.25 H 42.5 SH 16.75 AH 20.5           |      |         |      |      |      |      |      |      |      |      |              |
|  |     | COM  | 3200 | Fabric  | 3545 | 3590 | 3644 | 3830 | 3974 | 4085 | 4160 | 4271 | 3 Yds.       |
|  |     | COL  | 3520 | Leather | 4693 | 4999 | 5509 |      |      |      |      |      | 51 Sq. Ft.   |
| 68712  |     | High back lounge chair with 4-leg wood base    |      |         |      |      |      |      |      |      |      |      |              |
|  | in. | W 30 D 31.25 H 42.5 SH 16.75 AH 20.5           |      |         |      |      |      |      |      |      |      |      |              |
|  |     | COM  | 2860 | Fabric  | 3205 | 3250 | 3304 | 3490 | 3634 | 3745 | 3820 | 3931 | 3 Yds.       |
|  |     | COL  | 3146 | Leather | 4319 | 4625 | 5135 |      |      |      |      |      | 51 Sq. Ft.   |
| 68713  |     | High back lounge chair with sled base          |      |         |      |      |      |      |      |      |      |      |              |
|  | in. | W 30 D 31.25 H 42.5 SH 16.75 AH 20.5           |      |         |      |      |      |      |      |      |      |      |              |
|  |     | COM  | 2960 | Fabric  | 3305 | 3350 | 3404 | 3590 | 3734 | 3845 | 3920 | 4031 | 3 Yds.       |
|  |     | COL  | 3256 | Leather | 4429 | 4735 | 5245 |      |      |      |      |      | 51 Sq. Ft.   |
| 68714  |     | High back lounge chair with 4-star swivel base |      |         |      |      |      |      |      |      |      |      |              |

**To Order Specify**

|   |   |  |   |   |   |  |   |  |  |
|---|---|--|---|---|---|--|---|--|--|
| <input type="checkbox"/> 68<br>Hangout  | <input type="checkbox"/> 7<br>Ponder        | <input type="checkbox"/> Back  | <input type="checkbox"/> Base   | <input type="checkbox"/> Wood Leg Ash Stains  | <input type="checkbox"/> Wood Leg Steel Bracket | <input type="checkbox"/> Sled Base Finishes                          | <input type="checkbox"/> 4-Star Swivel Base Finishes                | <input type="checkbox"/> Sled Base Glide Options | <input type="checkbox"/> 4-star swivel memory return options |
| Product Name                            | Product Number                              | Back Option  | Base Option   | Finish Option   | Finish Option                                   | Finish Option  | Finish Option   | Finish Option                                    | Finish Option  |
| <input type="checkbox"/> 0<br>Low Back  | <input type="checkbox"/> 2<br>Wood 4-leg    | AHM - Midnight<br>AHS - Snow<br>AHB - Blue<br>AHP - Pink<br>AHY - Yellow<br>AHC - Chartreuse<br>AHG - Dark Gray<br>AHF - Fog<br>AHN - Natural Ash<br>AHW - Walnut on Ash | PC00 - Nickel<br>PC01 - Onyx<br>PC05 - Shale<br>PC23 - Dark Gray<br>PC24 - Warm Gray<br>PC25 - White<br>PC27 - Bronze<br>Chrome - Upcharge \$50 | PC00 - Nickel<br>PC01 - Onyx<br>PC05 - Shale<br>PC23 - Dark Gray<br>PC24 - Warm Gray<br>PC25 - White<br>PC27 - Bronze<br>Chrome - Upcharge \$50 | PA00 - Polished Aluminum<br>PC23 - Dark Gray    | R - Regular Glides (for carpet)<br>F - Felt Glides (for hard floors) | Standard - no memory return<br>MEM - memory return (upcharge \$100) |  |  |
| <input type="checkbox"/> 1<br>High Back | <input type="checkbox"/> 3<br>Sled          |  |   |   |   |  |   |  |  |
| <input type="checkbox"/> 2<br>Mid Back  | <input type="checkbox"/> 4<br>4-Star Swivel |  |   |   |   |  |   |  |  |







LOUNGE SEATING

EFFECTIVE APRIL 1, 2023

Gr A Gr B Gr C Gr D Gr E Gr F Gr G Gr H

**PONDER**  
Design E00S

4-star swivel base available in PA00 Polished Aluminum or PC23 Dark Gray. Sled base and steel bracket for wood leg chairs available in PC00 Nickel, PC01 Onyx, PC05 Shale, PC23 Dark Gray, PC24 Warm Gray, PC25 White, PC27 Bronze or Chrome for a \$50 upcharge. 4-leg wood base is Ash and available in 10 stains. Models 68703, 68713 and 68723 ship standard with regular (carpet) glides unless specified otherwise. Memory return available on models 68704, 68714, 68724, 68734, 68744 and 68794 for \$100 upcharge. Softwheel casters available on models 68736, 68738, 68746, and 68748 for a \$58 upcharge. For all other construction details, color, finish and stain choices see page 6 or [www.keilhauerpricelist.com](http://www.keilhauerpricelist.com). Keilhauer prices include freight. Please refer to Freight on page 4 or [www.keilhauerpricelist.com](http://www.keilhauerpricelist.com) for further details.

|  |     |   |      |         |      |      |      |      |      |      |      |      |               |
|--|-----|---|------|---------|------|------|------|------|------|------|------|------|---------------|
|    | in. | W 27 D 30.75 H 30.75 SH 16.75                         |      |         |      |      |      |      |      |      |      |      |               |
|  |     | COM   | 2520 | Fabric  | 2779 | 2813 | 2853 | 2993 | 3101 | 3184 | 3240 | 3324 | 2.25 Yds.     |
|  |     | COL   | 2772 | Leather | 3652 | 3882 | 4264 |      |      |      |      |      | 38.25 Sq. Ft. |
| 68722  |     | Mid back armless lounge chair with 4-leg wood base    |      |         |      |      |      |      |      |      |      |      |               |
|    | in. | W 27 D 30.75 H 30.75 SH 16.75                         |      |         |      |      |      |      |      |      |      |      |               |
|  |     | COM   | 2180 | Fabric  | 2439 | 2473 | 2513 | 2653 | 2761 | 2844 | 2900 | 2984 | 2.25 Yds.     |
|  |     | COL   | 2398 | Leather | 3278 | 3508 | 3890 |      |      |      |      |      | 38.25 Sq. Ft. |
| 68723  |     | Mid back armless lounge chair with sled base          |      |         |      |      |      |      |      |      |      |      |               |
|    | in. | W 27 D 30.75 H 30.75 SH 16.75                         |      |         |      |      |      |      |      |      |      |      |               |
|  |     | COM   | 2280 | Fabric  | 2539 | 2573 | 2613 | 2753 | 2861 | 2944 | 3000 | 3084 | 2.25 Yds.     |
|  |     | COL   | 2508 | Leather | 3388 | 3618 | 4000 |      |      |      |      |      | 38.25 Sq. Ft. |
| 68724  |     | Mid back armless lounge chair with 4-star swivel base |      |         |      |      |      |      |      |      |      |      |               |
|  | in. | W 30 D 30.5 H 34.5 SH 16.75                           |      |         |      |      |      |      |      |      |      |      |               |
|  |     | COM   | 2900 | Fabric  | 3188 | 3225 | 3270 | 3425 | 3545 | 3638 | 3700 | 3793 | 2.5 Yds.      |
|  |     | COL   | 3190 | Leather | 4168 | 4423 | 4848 |      |      |      |      |      | 42.5 Sq. Ft.  |
| 68792  |     | Mid-back w/arms, 4-leg wood base                      |      |         |      |      |      |      |      |      |      |      |               |
|  | in. | W 30 D 30.5 H 34.5 SH 16.75                           |      |         |      |      |      |      |      |      |      |      |               |
|  |     | COM   | 2560 | Fabric  | 2848 | 2885 | 2930 | 3085 | 3205 | 3298 | 3360 | 3453 | 2.5 Yds.      |
|  |     | COL   | 2816 | Leather | 3794 | 4049 | 4474 |      |      |      |      |      | 42.5 Sq. Ft.  |
| 68793  |     | Mid-back w/arms, sled base                            |      |         |      |      |      |      |      |      |      |      |               |
|  | in. | W 30 D 30.5 H 34.5 SH 16.75                           |      |         |      |      |      |      |      |      |      |      |               |
|  |     | COM   | 2660 | Fabric  | 2948 | 2985 | 3030 | 3185 | 3305 | 3398 | 3460 | 3553 | 2.5 Yds.      |
|  |     | COL   | 2926 | Leather | 3904 | 4159 | 4584 |      |      |      |      |      | 42.5 Sq. Ft.  |
| 68794  |     | Mid-back w/ arms, 4-star swivel base                  |      |         |      |      |      |      |      |      |      |      |               |

To Order Specify

**68**

Hangout

Product Name  
Product Number  
Back Option  
Base Option  
Finish Option  
Glides Option  
Quantity  
End User

**7**

Ponder

Back

**2**

Mid Back Armless

**9**

Mid Back with Arms

Base

**2**

Wood 4-leg

**3**

Sled

**4**

4-Star Swivel

Wood Leg Ash Stains

AHM - Midnight  
AHS - Snow  
AHB - Blue  
AHP - Pink  
AHY - Yellow  
AHC - Chartreuse  
AHG - Dark Gray  
AHF - Fog  
AHN - Natural Ash  
AHW - Walnut on Ash

Wood Leg Steel Bracket

PC00 - Nickel  
PC01 - Onyx  
PC05 - Shale  
PC23 - Dark Gray  
PC24 - Warm Gray  
PC25 - White  
PC27 - Bronze  
Chrome - Upcharge \$50

Sled Base Finishes

PC00 - Nickel  
PC01 - Onyx  
PC05 - Shale  
PC23 - Dark Gray  
PC24 - Warm Gray  
PC25 - White  
PC27 - Bronze  
Chrome - Upcharge \$50

4-Star Swivel Base Finishes

PA00 - Polished Aluminum  
PC23 - Dark Gray

Sled Base Glide Options

R - Regular Glides (for carpet)  
F - Felt Glides (for hard floors)

4-star swivel memory return options

Standard - no memory return

MEM - memory return (upcharge \$100)