

















STOOLS

EFFECTIVE APRIL 1, 2023

Gr A Gr B Gr C Gr D Gr E Gr F Gr G Gr H

TRUA Design Tom Deacon

Ships standard with regular (carpet) glides unless specified otherwise. For chrome add \$40.
For all other construction details, color and finish choices see page 6 or www.keilhauerpricelist.com.
Keilhauer prices include freight. Please refer to [Freight](#) on page 4 or www.keilhauerpricelist.com for further details.

		in.	W 21.75 D 23.5 H 40.25 SH 25.75											
			780											
66180			Sled base counter stool with plastic shell, armless											
		in.	W 21.75 D 23.5 H 40.25 SH 25.75											
			1480											
66280			Sled base counter stool with wood shell, armless											
		in.	W 22 D 23.5 H 46 SH 31.5											
			800											
67180			Sled base bar stool with plastic shell, armless											
		in.	W 22 D 23.5 H 46 SH 31.5											
			1500											
67280			Sled base bar stool with wood shell, armless											
		in.	W 22 D 23 H 46 SH 26.5											
			COM	950	Fabric	1025	1035	1047	1087	1118	1142	1158	1183	0.65 Yds.
			COL	1045	Leather	1300	1366	1476						11.05 Sq. Ft.
66380			Sled base counter stool with plastic shell and upholstered seat pad, armless											
		in.	W 22 D 23 H 46 SH 26.5											
			COM	1650	Fabric	1725	1735	1747	1787	1818	1842	1858	1883	0.65 Yds.
			COL	1815	Leather	2070	2136	2246						11.05 Sq. Ft.
66480			Sled base counter stool with wood shell and upholstered seat pad, armless											
		in.	W 22 D 23 H 46 SH 32.25											
			COM	970	Fabric	1045	1055	1067	1107	1138	1162	1178	1203	0.65 Yds.
			COL	1067	Leather	1322	1388	1498						11.05 Sq. Ft.
67380			Sled base bar stool with plastic shell and upholstered seat pad, armless											
		in.	W 22 D 23 H 46 SH 32.25											
			COM	1670	Fabric	1745	1755	1767	1807	1838	1862	1878	1903	0.65 Yds.
			COL	1837	Leather	2092	2158	2268						11.05 Sq. Ft.
67480			Sled base bar stool with wood shell and upholstered seat pad, armless											

To Order Specify

Product Name	<input type="checkbox"/> 6	<input type="checkbox"/>	<input type="checkbox"/>	<input type="checkbox"/> 80	<input type="checkbox"/>	<input type="checkbox"/>	<input type="checkbox"/>	<input type="checkbox"/>	<input type="checkbox"/>
Product Number	Trua	Height	Shell	Armless Sled Base	Frame Finishes	Standard Plastic Shell Colors	Additional Colors Available with 125 Minimum Quantity	Wood Shell Colors	Sled Base Glide Options
Frame Finish		<input type="checkbox"/> 6	<input type="checkbox"/> 1		PC00 - Nickel PC01 - Onyx PC05 - Shale PC22 - Matte White PC23 - Dark Gray PC24 - Warm Gray PC27 - Bronze Chrome - \$40 Upcharge	Solid Shells 06 Dusk 08 Pearl 09 Silver 11 Teal 12 Steel Blue 13 Titanium 14 Warm Gray 15 Black 16 White 17 Wet Sand 24 Moss 25 Red	Solid Shells 01 Sun 02 Spring 03 Grass 04 Sky 05 Crocus 10 Pale Green 18 Yellow 19 Orange 20 Espresso 21 Turquoise 22 Magenta	WAN - Natural Walnut OKN - Natural Oak	Regular Glides (for carpet) Felt Glides (for hard floors)
Shell Color		<input type="checkbox"/> 7	<input type="checkbox"/> 2	<input type="checkbox"/> 3					
Quantity		Counter	Plastic	Wood					
End User		Bar	Plastic with upholstered seat pad	Wood with upholstered seat pad					
			<input type="checkbox"/> 4						

SIDE CHAIRS






EFFECTIVE APRIL 1, 2023

TRUA Design Tom Deacon

For Ganging, specify GM-Regular (carpet) unless specified otherwise (only available on sled base chair models 65180, 65280). For Chrome, add \$40 for models 65160, 65260, 65180 and 65280, \$80 for models 65170 and 65270 and \$355 for 3824. Models 65180 and 65280 ship standard with regular (carpet) glides unless specified otherwise.

For all other construction details, color and finish choices see [page 6](#) or www.keilhauerpricelist.com.

Keilhauer prices include freight. Please refer to [Freight](#) on page 4 or www.keilhauerpricelist.com for further details.

	in.	W 20 D 21 H 32.5 SH 18.5
		700
65160		4-leg chair with plastic shell, armless
	in.	W 25 D 21 H 32.5 SH 18.5 AH 26.25
		1010
65170		4-leg chair with plastic shell, with arms
	in.	W 20 D 21 H 32.5 SH 18.5
		1400
65260		4-leg chair with wood shell, armless
	in.	W 25 D 21 H 32.5 SH 18.5 AH 26.25
		1710
65270		4-leg chair with wood shell, with arms
	in.	W 21.5 D 20.5 H 32.5 SH 18.5
		680
65180		Sled base chair with plastic shell, armless
	in.	W 21.5 D 20.5 H 32.5 SH 18.5
		1380
65280		Sled base chair with wood shell, armless
	in.	W 30.75 D 34.75 H 11.75 (4-leg base stacks 10 chairs and sled base stacks 12 chairs on the dolly)
		980
3824		Dolly

To Order Specify







Product Name	65							
Product Number	Trua	Shell	Base	Ganging Mechanism available on Sled Base	Frame Finishes	Standard Plastic Shell Colors	Additional Colors Available with 125 Minimum Quantity	Wood Shell Colors
Ganging Option								
Frame Finish								
Shell Color								
Glide Option								
End User								
Quantity								
		1	60	GM - Regular Glides (for carpet)	PC00 - Nickel	Solid Shells	Solid Shells	WAN - Natural Walnut
		Plastic	4-leg armless	GM - Felt Glides (for hard floors)	PC01 - Onyx	06 Dusk	01 Sun	OKN - Natural Oak
		2	70		PC05 - Shale	08 Pearl	02 Spring	Regular Glides (for carpet)
		Wood	4-leg with arms		PC22 - Matte White	09 Silver	03 Grass	Felt Glides (for hard floors)
			80		PC23 - Dark Gray	11 Teal	04 Sky	
			Sled base, armless		PC24 - Warm Gray	12 Steel Blue	05 Crocus	
					PC27 - Bronze	13 Titanium	10 Pale Green	
					Chrome - Upcharge for models	14 Warm Gray	18 Yellow	
					65160, 65260, 65180,	15 Black	19 Orange	
					65280 \$40	16 White	20 Espresso	
					65170, 65270 \$80	17 Wet Sand	21 Turquoise	
					Dolly 3824 \$355	24 Moss	22 Magenta	
						25 Red		

SIDE CHAIRS

EFFECTIVE APRIL 1, 2023

TRUA
Design Tom Deacon

For Ganging, specify GM-Regular (carpet) unless specified otherwise (only available on sled base chair models 65380, 65480). For Chrome, add \$40 for models 65360, 65460, 65380 and 65480, \$80 for models 65370 and 65470. Models 65380 and 65480 ship standard with regular (carpet) glides unless specified otherwise.
For all other construction details, color and finish choices see [page 6](#) or www.keilhauerpricelist.com.
Keilhauer prices include freight. Please refer to [Freight](#) on page 4 or www.keilhauerpricelist.com for further details.

				Gr A	Gr B	Gr C	Gr D	Gr E	Gr F	Gr G	Gr H		
	in.	W 20 D 21 H 32.5 SH 19.25											
		COM	870	Fabric	945	955	967	1007	1038	1062	1078	1103	0.65 Yd.
		COL	957	Leather	1212	1278	1388						11.05 Sq. Ft.
		65360	4-leg chair with plastic shell and upholstered seat pad, armless										
	in.	W 25 D 21 H 32.5 SH 19.25 AH 26.25											
		COM	1180	Fabric	1255	1265	1277	1317	1348	1372	1388	1413	0.65 Yd.
		COL	1298	Leather	1553	1619	1729						11.05 Sq. Ft.
		65370	4-leg chair with plastic shell and upholstered seat pad, with arms										
	in.	W 21.5 D 20.5 H 32.5 SH 19.25											
		COM	850	Fabric	925	935	947	987	1018	1042	1058	1083	0.65 Yd.
		COL	935	Leather	1190	1256	1366						11.05 Sq. Ft.
		65380	Sled base chair with plastic shell and upholstered seat pad, armless										
	in.	W 20 D 21 H 32.5 SH 19.25											
		COM	1570	Fabric	1645	1655	1667	1707	1738	1762	1778	1803	0.65 Yd.
		COL	1727	Leather	1982	2048	2158						11.05 Sq. Ft.
		65460	4-leg chair with wood shell and upholstered seat pad, armless										
	in.	W 25 D 21 H 32.5 SH 19.25 AH 26.25											
		COM	1880	Fabric	1955	1965	1977	2017	2048	2072	2088	2113	0.65 Yd.
		COL	2068	Leather	2323	2389	2499						11.05 Sq. Ft.
		65470	4-leg chair with wood shell and upholstered seat pad, with arms										
	in.	W 21.5 D 20.5 H 32.5 SH 19.25											
		COM	1550	Fabric	1625	1635	1647	1687	1718	1742	1758	1783	0.65 Yd.
		COL	1705	Leather	1960	2026	2136						11.05 Sq. Ft.
		65480	Sled base chair with wood shell and upholstered seat pad, armless										

To Order Specify

Product Name
Product Number
Ganging Option
Frame Finish
Shell Color
Glide Option
Quantity
End User

65

Trua

1

Shell

1

Plastic

2

Wood

3

Plastic with upholstered seat pad

4

Wood with upholstered seat pad

60

Base

60

4-leg armless

70

4-leg with arms

80

Sled base, armless

GM

Ganging Mechanism available on Sled Base

GM - Regular Glides (for carpet)
GM - Felt Glides (for hard floors)

PC

Frame Finishes

PC00 - Nickel
PC01 - Onyx
PC05 - Shale
PC22 - Matte White
PC23 - Dark Gray
PC24 - Warm Gray
PC27 - Bronze
Chrome - Upcharge for models
65360, 65460, 65380,
65480 \$40
65370, 65470 \$80

SP

Standard Plastic Shell Colors

Solid Shells
06 Dusk
08 Pearl
09 Silver
11 Teal
12 Steel Blue
13 Titanium
14 Warm Gray
15 Black
16 White
17 Wet Sand
24 Moss
25 Red

AC

Additional Colors Available with 125 Minimum Quantity

Solid Shells
01 Sun
02 Spring
03 Grass
04 Sky
05 Crocus
10 Pale Green
18 Yellow
19 Orange
20 Espresso
21 Turquoise
22 Magenta

WS

Wood Shell Colors

WAN - Natural Walnut
OKN - Natural Oak

GO

Sled Base Glide Options

Regular Glides (for carpet)
Felt Glides (for hard floors)

MULTIPURPOSE STACKING CHAIRS






EFFECTIVE APRIL 1, 2023

TRUA Design Tom Deacon









For Ganging, specify GM-Regular (carpet) unless specified otherwise (only available on sled base chair models 65180, 65280). For Chrome, add \$40 for models 65160, 65260, 65180 and 65280, \$80 for models 65170 and 65270 and \$355 for 3824. Models 65180 and 65280 ship standard with regular (carpet) glides unless specified otherwise.

For all other construction details, color and finish choices see [page 6](#) or www.keilhauerpricelist.com.

Keilhauer prices include freight. Please refer to [Freight](#) on page 4 or www.keilhauerpricelist.com for further details.

	in.	W 20 D 21 H 32.5 SH 18.5
		700
65160		4-leg chair with plastic shell, armless
	in.	W 25 D 21 H 32.5 SH 18.5 AH 26.25
		1010
65170		4-leg chair with plastic shell, with arms
	in.	W 20 D 21 H 32.5 SH 18.5
		1400
65260		4-leg chair with wood shell, armless
	in.	W 25 D 21 H 32.5 SH 18.5 AH 26.25
		1710
65270		4-leg chair with wood shell, with arms
	in.	W 21.5 D 20.5 H 32.5 SH 18.5
		680
65180		Sled base chair with plastic shell, armless
	in.	W 21.5 D 20.5 H 32.5 SH 18.5
		1380
65280		Sled base chair with wood shell, armless
	in.	W 30.75 D 34.75 H 11.75 (4-leg base stacks 10 chairs and sled base stacks 12 chairs on the dolly)
		980
3824		Dolly

To Order Specify







Product Name	65								
Product Number	Trua	Shell	Base	Ganging Mechanism available on Sled Base	Frame Finishes	Standard Plastic Shell Colors	Additional Colors Available with 125 Minimum Quantity	Wood Shell Colors	Sled Base Glide Options
Ganging Option									
Frame Finish									
Shell Color									
Glide Option									
Quantity									
End User									
		1	60	GM - Regular Glides (for carpet)	PC00 - Nickel	Solid Shells	Solid Shells	WAN - Natural Walnut	Regular Glides (for carpet)
		Plastic	4-leg armless	GM - Felt Glides (for hard floors)	PC01 - Onyx	06 Dusk	01 Sun	OKN - Natural Oak	Felt Glides (for hard floors)
		2	70		PC05 - Shale	08 Pearl	02 Spring		
		Wood	4-leg with arms		PC22 - Matte White	09 Silver	03 Grass		
			80		PC23 - Dark Gray	11 Teal	04 Sky		
			Sled base, armless		PC24 - Warm Gray	12 Steel Blue	05 Crocus		
					PC27 - Bronze	13 Titanium	10 Pale Green		
					Chrome - Upcharge for models	14 Warm Gray	18 Yellow		
					65160, 65260, 65180,	15 Black	19 Orange		
					65280 \$40	16 White	20 Espresso		
					65170, 65270 \$80	17 Wet Sand	21 Turquoise		
					Dolly 3824 \$355	24 Moss	22 Magenta		
						25 Red			

MULTIPURPOSE STACKING CHAIRS

EFFECTIVE APRIL 1, 2023

TRUA
Design Tom Deacon

For Ganging, specify GM-Regular (carpet) unless specified otherwise (only available on sled base chair models 65380, 65480). For Chrome, add \$40 for models 65360, 65460, 65380 and 65480, \$80 for models 65370 and 65470. Models 65380 and 65480 ship standard with regular (carpet) glides unless specified otherwise.
For all other construction details, color and finish choices see [page 6](#) or www.keilhauerpricelist.com.
Keilhauer prices include freight. Please refer to [Freight](#) on page 4 or www.keilhauerpricelist.com for further details.

				Gr A	Gr B	Gr C	Gr D	Gr E	Gr F	Gr G	Gr H		
	65360	in.	W 20 D 21 H 32.5 SH 19.25										
		COM	870	Fabric	945	955	967	1007	1038	1062	1078	1103	0.65 Yd.
		COL	957	Leather	1212	1278	1388						11.05 Sq. Ft.
		4-leg chair with plastic shell and upholstered seat pad, armless											
	65370	in.	W 25 D 21 H 32.5 SH 19.25 AH 26.25										
		COM	1180	Fabric	1255	1265	1277	1317	1348	1372	1388	1413	0.65 Yd.
		COL	1298	Leather	1553	1619	1729						11.05 Sq. Ft.
		4-leg chair with plastic shell and upholstered seat pad, with arms											
	65380	in.	W 21.5 D 20.5 H 32.5 SH 19.25										
		COM	850	Fabric	925	935	947	987	1018	1042	1058	1083	0.65 Yd.
		COL	935	Leather	1190	1256	1366						11.05 Sq. Ft.
		Sled base chair with plastic shell and upholstered seat pad, armless											
	65460	in.	W 20 D 21 H 32.5 SH 19.25										
		COM	1570	Fabric	1645	1655	1667	1707	1738	1762	1778	1803	0.65 Yd.
		COL	1727	Leather	1982	2048	2158						11.05 Sq. Ft.
		4-leg chair with wood shell and upholstered seat pad, armless											
	65470	in.	W 25 D 21 H 32.5 SH 19.25 AH 26.25										
		COM	1880	Fabric	1955	1965	1977	2017	2048	2072	2088	2113	0.65 Yd.
		COL	2068	Leather	2323	2389	2499						11.05 Sq. Ft.
		4-leg chair with wood shell and upholstered seat pad, with arms											
	65480	in.	W 21.5 D 20.5 H 32.5 SH 19.25										
		COM	1550	Fabric	1625	1635	1647	1687	1718	1742	1758	1783	0.65 Yd.
		COL	1705	Leather	1960	2026	2136						11.05 Sq. Ft.
		Sled base chair with wood shell and upholstered seat pad, armless											

To Order Specify

Product Name
Product Number
Ganging Option
Frame Finish
Shell Color
Glide Option
Quantity
End User

65
Trua

1
Shell

1
Plastic

2
Wood

3
Plastic with upholstered seat pad

4
Wood with upholstered seat pad

60
Base

60
4-leg armless

70
4-leg with arms

80
Sled base, armless

GM
Ganging Mechanism available on Sled Base

GM
GM - Regular Glides (for carpet)
GM - Felt Glides (for hard floors)

PC
Frame Finishes

PC00 - Nickel
PC01 - Onyx
PC05 - Shale
PC22 - Matte White
PC23 - Dark Gray
PC24 - Warm Gray
PC27 - Bronze
Chrome - Upcharge for models 65360, 65460, 65380, 65480 \$40
65370, 65470 \$80

SP
Standard Plastic Shell Colors

Solid Shells
06 Dusk
08 Pearl
09 Silver
11 Teal
12 Steel Blue
13 Titanium
14 Warm Gray
15 Black
16 White
17 Wet Sand
24 Moss
25 Red

AC
Additional Colors Available with 125 Minimum Quantity

Solid Shells
01 Sun
02 Spring
03 Grass
04 Sky
05 Crocus
10 Pale Green
18 Yellow
19 Orange
20 Espresso
21 Turquoise
22 Magenta

WS
Wood Shell Colors

WAN - Natural Walnut
OKN - Natural Oak

GO
Sled Base Glide Options

Regular Glides (for carpet)
Felt Glides (for hard floors)